ANNUAL REPORT

ALGECIRAS BAY PORT AUTHORITY 2021

OUR NEW AMBASSADOR TRAVELS THE WORLD

에이치엠엠 알헤시라스

HMM ALGECIRAS

The HMM Algeciras make up part of the Far East 4 service run by the HMM and ONE (Ocean Network Express) shipping lines that sails between Asia and Europe for “The Alliance” consortium. The service has the following roster: Qingdao (China), Busan (South Korea), Ningbo (China), Shanghai (China), Yantian (China), Algeciras (Spain), Rotterdam (Netherlands), Hamburg (Germany), Antwerp (Belgium), Rotterdam (Netherlands), Algeciras (Spain), Singapore y Qingdao (China).

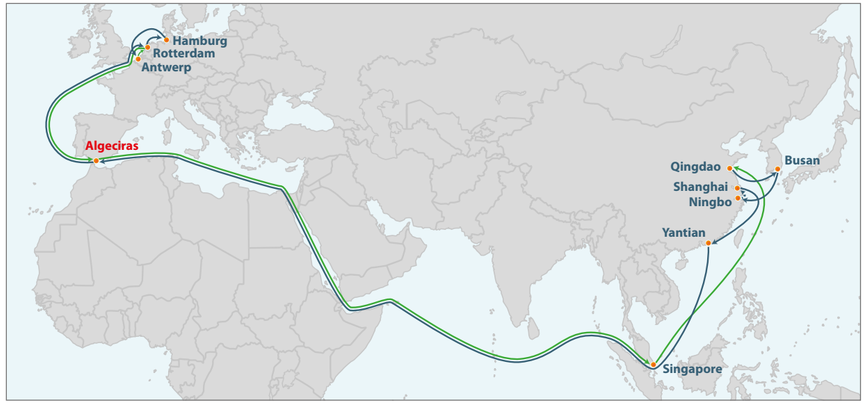

TECHNICAL DATA

Name: HMM Algeciras	TPM: 232.606
IMO: 9863297	Capacity: 23.964 TEUS
Type of vessel: container ship	Length: 399.9 m.
Flag: Panama	Beam: 61 m.
GT: 228.283	Year built: 2020

HMM ALGECIRAS:
OUR NEW AMBASSADOR TRAVELS THE WORLD

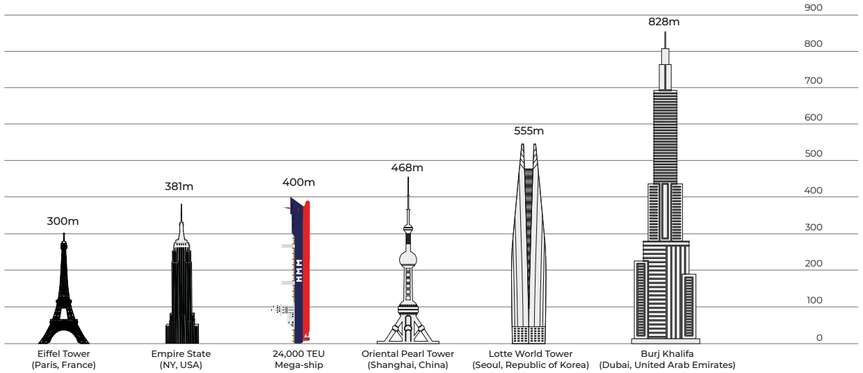

The HMM Algeciras is one of the Korean HMM shipping line’s twelve “Algeciras Class” of megaships that have a 24,000 TEU capacity.

The added value that HMM Algeciras lends to international maritime transportation logistics makes it one of the focal points of the following trends in the port-maritime sector:

Modernity: The “Algeciras Class” is currently the second type of containerships with the greatest load capacity in the world.

Technology: It is a class of smart ship run by a 23-man crew including the Captain.

Environmentally Sustainable: The class reduces the cost per TEU transported.

에이치엠엠 알헤시라스
HMM ALGECIRAS
HYUNDAI
HMM
YANG MING
ONE
TTI ALGECIRAS

INDEX

INTRODUCTION 17

FOREWORD FROM THE CHAIRMAN 18

BOARD OF ADMINISTRATION 24

CHAIRMEN AND GENERAL MANAGERS 26

1. FINANCIAL REPORT 31

1.1 BALANCE SHEET 32

1.2. OPERATING ACCOUNT 38

1.2.1 PROFIT AND LOST ACCOUNT 38

1.2.2 CASH FLOW BALANCE 44

1.3 NET ASSET EVOLUTION 48

1.3.1 CONSOLIDATED CHANGE IN EQUITY STATEMENT 48

1.3.2 FUNDS 54

1.3.3 FINANCE 56

1.3.4 CHANGES IN WORKING CAPITAL 58

2. TECHNICAL SPECIFICATIONS OF THE PORT 63

2.1 A) BAY OF ALGECIRAS SPECIFICATIONS 64

2.1.1 LOCATION 64

2.1.2 WIND CONDITIONS 64

2.1.3 STORM CONDITIONS 65

2.1.4 SEA LEVELS 67

2.1.5 ACCESS 67

2.1.5.1 ACCESS CHANNEL 67

2.1.5.2 HARBOUR ENTRANCE 67



2.1.5.3 EMPLOYMENT OF TUGS FOR ARRIVAL-DEPARTURE 67

2.1.5.4 LARGEST SHIP CALLED 68

2.1.6 WATER AREAS (HECTARES) 72

2.1.6.1 ZONE I 72

2.1.6.2 ZONE II 72

2.1 B) TARIFA PORT SPECIFICATIONS 74

2.1.1 LOCATION 74

2.1.2 WIND CONDITIONS 74

2.1.3 STORM CONDITIONS 75

2.1.4 SEA LEVELS 77

2.1.5 ACCESS 77

2.1.5.1 ACCESS CHANNEL 77

2.1.5.2 HARBOUR ENTRANCE 77

2.1.5.3 EMPLOYMENT OF TUGS FOR ARRIVAL DEPARTURE 77

2.2 COMMERCIAL AND SHIPPING FACILITIES 80

2.2.1 QUAYS AND BERTHS 80

2.2.1.1 CLASSIFICATION BY BASINS 80

2.2.1.2 CLASIFICATION BY USES AND DRAUGHTS 86

2.2.2 LAND AND STORAGE SURFACE AREAS (SQM) 92

2.2.3 COLD STORAGES AND ICE FACTORIES 102

2.2.4 PASSENGER TERMINALS 104

2.2.5 FISHING FACILITIES 104

2.2.6 BUILDINGS AND OTHER FACILITIES FOR PUBLIC USE 105

2.2.7 BREAKWATERS 110

2.2.8 CHART OF LIGHTHOUSES AND BEACONS 112
2.2.9 LIST OF LIGHTHOUSES AND BEACONS 118
2.3 PORT SERVICES 130
2.4 SHIP FACILITIES 130
2.4.1 DOCKS 130
2.4.1.1 DRY DOCKS 130
2.4.1.2 FLOATING QUAYS 130
2.4.2 SLIPWAYS 130
2.4.3 SHIPYARDS 132
2.4.4 SHIP SUPPLY FACILITIES 132
2.5 DOCKSIDE CARGO HANDLING EQUIPMENT 138
2.5.1 CRANES 138
2.5.1.1 QUAYSIDE CRANES 138
2.5.1.2 MOBILE CRANES 140
2.5.1.3 CRANES. SUMMARY 142
2.5.2 SPECIAL LOADING AND UNLOADING FACILITIES 146
2.5.3 RAILWAY ROLLING STOCK 146
2.5.4 AUXILIARY CARGO HANDLING AND TRANSPORT EQUIPMENT 147
2.5.5 OTHER AUXILIARY EQUIPMENT 148
2.6 FLOATING EQUIPMENT 150
2.6.1 DREDGES 150
2.6.2 TUGS 150
2.6.3 HOPPERS, LIGHTERS AND BARGES 152

2.6.4 FLOATING CRANES 152
2.6.5 OTHER AUXILIARY EQUIPMENT 154
2.7 OVERLAND COMMUNICATION AND ACCESS 160
2.7.1 OVERLAND ACCESS AND INTERIOR COMMUNICATIONS 160
2.8 BRIEF OVERVIEW OF SPECIFIC TRAFFIC FACILITIES 164

3. WORK LICENSED TO PRIVATE COMPANIES 173
3.1 AWARDED BEFORE 2021 AND CURRENT AT 31/12/2021 174
3.1.1 PORT OF ALGECIRAS 174
3.1.2 PORT OF LA LINEA 186
3.1.3 LOS BARRIOS FACILITIES 190
3.1.4 CAMPAMENTO FACILITIES (SAN ROQUE) 190
3.1.5 PORT OF TARIFA 194
3.2 LICENSES GRANTED IN 2021 198
3.2.1 PORT OF ALGECIRAS 198
3.2.2 CAMPAMENTO FACILITIES (SAN ROQUE) 200
3.2.3 PORT OF TARIFA 200

4. TRAFFIC STATISTIC A) ALGECIRAS 205
4.1 PASSENGER TRAFFIC 206
4.1.1 PASSENGERS 206
4.1.1.1 NUMBER OF PASSENGERS 206
4.1.1.2 PASSENGERS OF REGULAR SHIPPING LINES, NUMBER. 206
4.1.2 VEHICLES WITH PASSENGERS. NUMBER OF VEHICLES 207

4.2 VESSELS 208

4.2.1 MERCHANT SHIPS 208

4.2.1.1 DISTRIBUTION BY TONNAGE 208

4.2.1.2 DISTRIBUTION BY FLAG 212

4.2.1.3 DISTRIBUTION BY TYPES OF VESSELS 214

4.2.2 WARSHIPS 214

4.2.3 FISHING FRESH SHIPS 216

4.2.4 PLEASURE BOATS 216

4.2.5 SHIPS ENTERED FOR BREAKING UP 216

4.2.6 OTHER SHIPS 216

4.3 GOODS, TONS 218

4.3.1 HANDLED AT PORT AUTHORITY QUAYS AND BERTHS 218

4.3.2 HANDLED AT PRIVATE QUAYS AND BERTHS 230

4.3.3 LOADED AND UNLOADED DURING THE YEAR 238

4.3.4 TOTAL GOODS BY NATIONALITY OF PORTS OF ORIGIN AND DESTINATION 246

4.3.5 TRANSHIPPED GOODS 256

4.3.6 ROLL-ON / ROLL-OFF TRAFFIC 256

4.3.6.1 SUMMARY OF THE ROLL-ON / ROLL-OFF TRAFFIC 256

4.3.6.2 UNITS OF INTERMODAL ROLL-ON / ROLL-OFF TRANSPORT 258

4.3.6.3 UNITS OF VEHICLES CONSIDERED LIKE GOOD 258

4.3.7 CLASSIFICATION OF GOODS 262

4.3.7.1 CLASSIFICATION BY NATURE 262

4.3.7.2.A CLASSIFICATION BY NATURE AND PACKAGING 266

4.3.7.2.B CLASSIFICATION BY NATURE AND PACKAGING 272

4.3.7.3 CLASSIFICATION OF GOODS IN TRANSIT BY NATURE 276

4.3.7.4.A CLASSIFICATION OF GOODS IN TRANSIT BY NATURE 280

4.3.7.4.B CLASSIFICATION OF GOODS IN TRANSIT BY NATURE AND PACKAGING 286

4.4 LOCAL TRAFFIC, TONS 290

4.5 SUPPLIES 290

4.6 FISH CAPTURES 290

4.7 CONTAINER TRAFFIC 292

4.7.1 20 FEET CONTAINERS 292

4.7.2 CONTAINERS OVER 20 FEET 292

4.7.3 TOTAL CONTAINERS EQUAL AND OVER 20 FEET 294

4.7.4 CONTAINERS EQUAL AND OVER 20 FEET IN TRANSIT 294

4.7.5 TOTAL EQUIVALENT 20 FEET CONTAINERS (TEUS) 295

4.7.6 EQUIVALENT 20 FEET CONTAINERS (TEUS) IN TRANSIT 295

4.7.7 CONTAINERISED GOODS CLASSIFIED BY NATURE (TONS) 296

4.8 GENERAL SUMMARY OF MARITIME TRAFFIC 302

4.8.1 GENERAL CHART NUMBER 1 302

4.8.2 GENERAL CHART NUMBER 2 (LOCAL TRAFFIC, SUPPLIES AND FRESH FISH, INCLUDED) 302

4.8.3 GENERAL CHART NUMBER 3 303

4.9 HINTERLAND TRAFFIC 304

4.9.1 RAILWAY TRAFFIC 304

4.9.2 T.I.R. TRAFFIC 304

4.10 DEVELOPMENT DIAGRAMS AND HISTORICAL SEQUENCE MAIN FIGURE DEVELOPMENT 306

4. TRAFFIC STATISTIC B) TARIFA 313

4.1 PASSENGER TRAFFIC 314

4.1.1 PASSENGERS 314

4.1.1.1 NUMBER OF PASSENGERS 314

4.1.1.2 PASSENGERS OF REGULAR SHIPPING LINES, NUMBER. PORTS OF ORIGIN AND DESTINATION 314

4.1.2 VEHICLES WITH PASSENGERS. NUMBER OF VEHICLES 315

4.2 VESSELS 318

4.2.1 MERCHANT SHIPS 318

4.2.1.1 DISTRIBUTION BY TONNAGE 318

4.2.1.2 DISTRIBUTION BY FLAG 320

4.2.1.3 DISTRIBUTION BY TYPES OF VESSELS 320

4.2.2 WARSHIPS 321

4.2.3 FISHING FRESH SHIPS 321

4.2.4 PLEASURE BOATS 321

4.2.5 SHIPS ENTERED FOR BREAKING UP 321

4.2.6 OTHER SHIPS 321

4.3 GOODS, TONS 324

4.3.1 HANDLED AT PORT AUTHORITY QUAYS AND BERTHS 324

4.3.2 HANDLED BY PRIVATE QUAYS AND BERTHS 324

4.3.3 LOADED AND UNLOADED DURING THE YEAR 324

4.3.4 TOTAL GOODS BY NATIONALITY OF PORTS OF ORIGIN AND DESTINATION 326

4.3.5 TOTAL TRANSHIPPED GOODS 326

4.3.6 ROLL- ON / ROLL- OFF TRAFFIC 326

4.3.6.1 SUMMARY OF THE TRAFFIC ROLL-ON / ROLL-OFF 326

4.3.6.2 UNITS OF INTERMODAL TRANSPORT ROLL-ON / ROLL-OFF 328

4.3.6.3 UNITS OF VEHICLES CONSIDERED LIKE GOOD 328

4.3.7 CARGO CLASSIFICATION 328

4.3.7.1 CLASSIFICATION BY NATURE 328

4.3.7.2 A CLASSIFICATION BY NATURE AND PACKAGING 328

4.3.7.2 B CLASSIFICATION BY NATURE AND PACKAGING 330

4.3.7.3 CLASSIFICATION OF GOODS IN TRANSIT BY NATURE 330

4.3.7.4 A CLASSIFICATION OF GOODS IN TRANSIT BY NATURE AND PACKAGING 330

4.3.7.4 B CLASSIFICATION OF GOODS IN TRANSIT BY NATURE AND PACKAGING 330

4.4 LOCAL TRAFFIC, TONS 332

4.5 SUPPLIES 332

4.6 FISH CAPTURES 332

4.7 CONTAINER TRAFFIC 332

4.8 GENERAL SUMMARY OF MARITIME TRAFFIC 334

4.8.1 GENERAL CHART NUMBER 1 334

4.8.2 GENERAL CHART NUMBER 2 (LOCAL TRAFFIC, SUPPLIES AND FRESH FISH INCLUDED) 334

4.8.3 GENERAL CHART NUMBER 3 335

4.9 HINTERLAND TRAFFIC 336

4.9.1 RAILWAY TRAFFIC 336

4.9.2 T.I.R. TRAFFIC 336

4.10 DEVELOPMENT DIAGRAMS AND HISTORICAL SEQUENCE MAIN FIGURE DEVELOPMENT 338

5. QUAY USE 343

5.1 QUAY USE 344
5.2 BASINS 348
5.3 POINTED MOORING 348
5.4 BERTHS 348
5.5 AREA UTILIZATION 350
5.6 MECHANICAL SHORE EQUIPMENT 350
5.6.1 CRANES 350
5.6.2 SPECIAL INSTALLATIONS 351
5.7 CONVEYOR TRUCKS 351
5.8 CONVEYOR BELT 354
5.9 MECHANIC SHOVELS 354
5.10 RAILWAY SHUNTING 354
5.11 WAGONS 354
5.12 TRUCKS 354
5.13 WEIGHBRIDGES 355
5.14 FLOATING CRANES 355
5.15 TUGBOATS 355
5.16 SLIP WAYS 355
5.17 DESCRIPTION OF TERMINALS AND OPERATIVE QUAYS 355

6. WORKS 359

6.1 WORK IN PROGRESS OR COMPLETED IN 2021 360
6.2 BRIEF OVERVIEW OF SIGNIFICANT WORKS 366
6.3 PROJECTS 378

7. REGULAR SHIPPING LINES 385

7.1 PASSENGERS, VEHICLES AND RO-RO TRAFFIC 386
7.2. CONTAINERS 390

Maiden voyage HMM ALGECIRAS

2020.04.23	GEOJE. SOUTH KOREA, LAUNCHING CEREMONY
2020.04.26	QINGDAO. CHINA
2020.04.28	BUSAN. KOREA
2020.05.01	NINGBO. CHINA
2020.05.03	SHANGHAI. CHINA
2020.05.07	YANTIAN. CHINA
2020.05.25	SUEZ CANAL. EGIPT
2020.06.03	ROTTERDAM. THE NETHERLANDS
2020.06.06	HAMBURG. GERMANY
2020.06.11	ANTWERP. BELGIUM
2020.06.14	LONDON. UNITED KINGDOM
2020.30.05	FIRST VOYAGE THROUGH THE STRAIT OF GIBRALTAR
2021.30.07	FIRST CALL TO THE PORT OF ALGECIRAS BAY

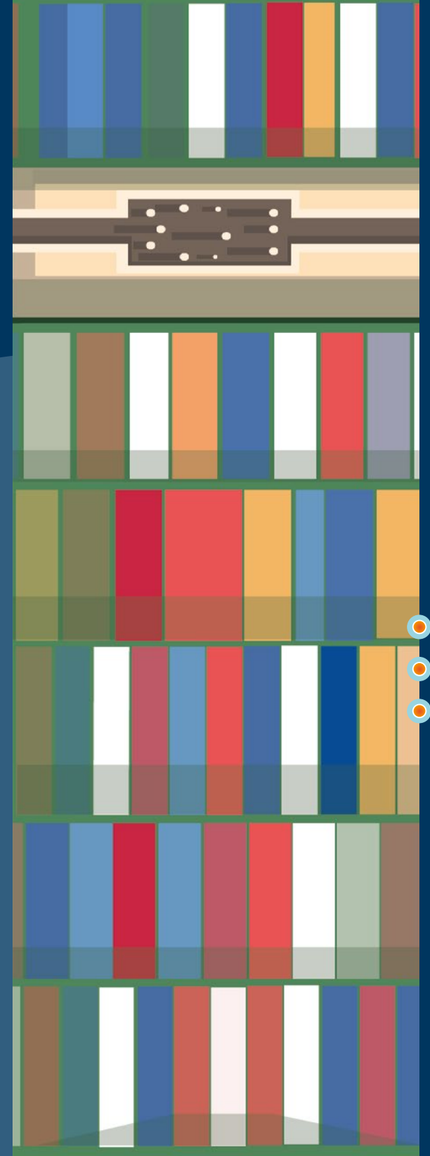

INTRODUCTION

FOREWORD FROM THE CHAIRMAN 18
BOARD OF ADMINISTRATION 24
CHAIRMEN AND GENERAL MANAGERS 26

FOREWORD FROM THE CHAIRMAN

Gerardo Landaluce
Chaiman of APBA

THE WORLD BANK RANKS ALGECIRAS AMONG THE WORLD'S TOP TEN MOST PRODUCTIVE PORTS

Despite the recent circumstances – highlighted by events like the Ever Given being stranded on the Suez Canal, disruptions to global supply chains, port log-jams on a world scale, the invasion of Ukraine, price increases in fuel, to name but a few – the Port of Algeciras Bay has shown its strategic worth to the world by putting its operational capacity and locational asset to the test and profiting from its triple intercontinental connection (Europe-Africa, America-Europe and Asia-Europe).

Our maritime connectivity currently ranks us 5th in Europe and 22nd in the World according to the league created by UNCTAD (1st Quarter 2022 data). On the Asia-Northern European connectivity front, services like the "Far East 4", set up by The Alliance are adequate proof of that. Calls to port of the recently-named "Algeciras Class" of containerships came to a climax on the 30th July last, when the HMM Algeciras herself made her maiden call to Total Terminal Algeciras' semi-automatic container terminal facility.

Further to connectivity, efficiency is currently running as another key factor in ports' competitive status. In this light, we were delighted to see Algeciras ranked

WE ARE WORKING ON INCREASING OUR COMPETITIVITY

the Port of Algeciras Bay has shown its strategic worth to the world

amongst the 10 most productive ports in the world by the World Bank in their recent publication.

We at the Port of Algeciras Authority work day in, day out together with our customers and operators towards increasing our competitivity, so that this factor enables foreign trade to reach the business fabric of Andalusia and the whole of Spain.

These are goals that we will continue to strive for: attracting investment to our hub, facing down competition from the West Med, profiting from the advantages of the Strait of Gibraltar; however, we must bear in mind that a true governmental policy enacted by the European Union is the only way we will to be able to defend current logistics supply chains of goods.

As a result of the planned incorporation of South European ports into the new ETS system, the most obvious risk of business loss can be predicted in transhipment, in favour of non-EU countries. This will give rise to losses in both employment, connectivity and competitivity, along with a probable rise in the numbers of tax havens – or, rather, "carbon havens" – on the borders of the European Union.

INTRODUCTION

OUR LINE OF WORK IS SET ON STRENGTHENING TWO BASIC PILLARS: SUSTAINABLE DEVELOPMENT AND INNOVATION

We at the Port of Algeciras Bay fully support the European Green Deal "Fit for 55" package, as well as what ETS stands for; however, we feel it is necessary to amend it at an implementation and practical application level.

In this light, APBA will continue to work on making people aware of this, having submitted a series of claims to the EU Commission – in coordination with the Spanish Ports Department and the top Spanish container ports – to try to re-orientate the problems ETS poses.

In 2021, we launched APBA's Conservation and Heritage Enhancement Plan

Within the framework of our efforts to push our standards and capacities forwards, we should especially mention our two fundamental pillars: sustainable development and innovation.

The implementation of our Green Strategy – aligned with our sustainable development goals for the 2030 Agenda – places high stakes on our Port Authority being able to achieve an orchestrated strategy to improve the port surroundings in the coastal towns on the Bay of Algeciras and Tarifa. Among the multitude of initiatives included in the plan, the most important are APBA's presentation of our Conservation and Heritage Enhancement Plan in 2021, and the progress made on the Algeciras Maritime Lagoon Project via our Works Committee.

On the technological front, as a latest generation 4.0 Smart Port, Algeciras was awarded the European Sea Ports Organisation's "Journey of Innovation" prize for our

THE PORT OF ALGECIRAS RECEIVED ESPO'S "JOURNEY OF INNOVATION " PROGRAMME AWARD

management and culture scheme, a prize that was handed over by ESPO's General Secretary, Isabelle Ryckbost. The award was given in recognition of the work in the innovation field that APBA has been doing to promote the integration of local businesses and entrepreneurs in the port sector.

In this respect, we feel it is worth congratulating ourselves and giving thanks to each and every colleague on our staff – and our Port Community – for their well coordinated and experienced. Thanks to their commitment, collaboration and responsibility, we have overcome the critical times and hardships that 2020 and 2021 have forced on us due to the Covid-19 pandemic.

I WOULD LIKE TO THANK MY COLLEAGUES AND OUR PORT COMMUNITY, ALL OF WHOM BELONG TO A GROUP OF ADVANCED, COORDINATED PROFESSIONALS

In full knowledge of the fact that uncertainty and challenges are our companions on this journey, the Port of Algeciras Bay and our Port Community have set off along the road with great enthusiasm, ready for the work that lies ahead. Working together as a team, we know that we are playing a huge role in redefining both national and international logistics chains. ■

INTRODUCTION

BOARD OF ADMINISTRATION

ALGECIRAS BAY PORT AUTHORITY

GERARDO LANDALUCE
Chairman of the Board of Directors

ANTONIO SANZ CABELLO
Vicepresident of the Board of Directors
Member of the board representing the Autonomous Community

JOSÉ LUIS HORMAECHEA ESCÓS (*)
Managing Director of the Port Authority

JULIO BERZOSA NAVAZO
Member of the board representing the Public Administration

JOSÉ ANTONIO PACHECO CALVO
Member of the board representing the Public Administration

FERNANDO BERTRÁN GIRÓN
Member of the board representing the Public Administration

ÁLVARO RODRÍGUEZ DAPENA
Member of the board representing the Public Administration

RAFAEL MERINO LÓPEZ
Member of the board representing the Autonomous Community

MERCEDES COLOMBO ROQUETTE
Member of the board representing the Autonomous Community

JACINTO MUÑOZ MADRID
Member of the board representing the municipality of Algeciras

FRANCISCO RUIZ GIRÁLDEZ
Member of the board representing the municipality of Tarifa

CARLOS FENOY RICO
Member of the board representing Chamber of Commerce, Shipping & Industry of Campo de Gibraltar

JAVIER SÁEZ GONZÁLEZ
Member of the board representing Economic Relevant Sectors in the Port field

JOSÉ ANTONIO AGÜERA URBANO
Member of the board representing Business Associations

INMACULADA ORTEGA GIL
Member of the board representing Trade Unions

JORGE BERENJENO BORREGO
Member of the board representing Trade Unions

EDUARDO VILLALBA GIL (*)
Secretary of the Board of Directors

(*) Non-voting members

CHAIRMEN AND GENERAL MANAGERS

CHAIRMEN

1906-1907	D. FRANCISCO VICENTE MONTERO RIERA
1907-1909	D. ANTONIO BONANY VARGAS-MACHUCA
1909-1913	D. JUAN FORGAS ESTRABAN
1913-1915	D. ANTONIO GIL PINEDA
1915-1916	D. JOSÉ BIANCHI SANTACANA
1916-1919	D. JUAN FORGAS ESTRABAN
1919-1923	D. ANTONIO GIL PINEDA
1923-1932	D. MIGUEL GONZÁLEZ GÓMEZ
1932-1933	D. RICARDO CASERO SANJUÁN
1933-1938	D. DIEGO GONZÁLEZ GUZMÁN
1938-1944	D. MANUEL BENÍTEZ ONCALA
1944-1946	D. MIGUEL GONZÁLEZ GÓMEZ
1946-1948	D. MANUEL RUIZ FERNÁNDEZ
1948-1956	D. DIEGO GONZÁLEZ GUZMÁN
1956-1958	D. PABLO VILLANUEVA FERRER
1958-1961	D. MANUEL RUIZ FERNÁNDEZ
1961-1963	D. JORGE MARCO LLEONART
1963-1968	D. EDUARDO NOGUEIRA FRAILE
1968-1971	D. MIGUEL MARÍA SANTOS DE QUEVEDO
1971-1978	D. FRANCISCO JAVIER VALDÉS ESCUÍN
1978-1979	D. LADISLAO YRAZUSTA RUIZ DE ARCAÚTE
1979-1983	D. VICTORIANO JUAN LÓPEZ CUEVAS
1983-1987	D. AMBROSIO GONZÁLEZ MACÍAS
1987-1996	D. JOSÉ ARANA ORTEGA
1996-1998	D. FRANCISCO SOLÍS MIRÓ
1998-2019	D. MANUEL MORÓN LEDRO
Desde 2019	D. GERARDO LANDALUCE CALLEJA

MANAGING DIRECTORS

1909-1913	D. JOSÉ RODRÍGUEZ DE RIVERA
1913-1915	D. JUAN RAMÓN MARTÍNEZ DE CAMPOS
1915-1931	D. CASTOR RODRÍGUEZ DEL VALLE Y QUINTANILLA
1931-1933	D. MANUEL DÍAZ RONDA
1933-1938	D. FRANCISCO MARTÍNEZ TOURNÉ
1938-1939	D. TOMÁS GARCÍA-DIEGO DE LA HIGUERA
1939-1941	D. JOSÉ ESTÉVEZ TOLEZANO
1941-1949	D. FRANCISCO MARTÍNEZ TOURNÉ
1949-1958	D. PEDRO GAYTÁN DE AYALA E IBERO
1958-1959	D. VICENTE LAPORTA PÉREZ
1959-1961	D. JOSÉ BUIZA Y FERNÁNDEZ-PALACIOS
1961-1964	D. FRANCISCO JAVIER PEÑA ABIZANDA
1964-1969	D. FRANCISCO ARBELOA RIVERA
1969-1973	D. EUGENIO ALONSO FRANCO
1973-1991	D. JOAQUÍN LEFLER PINO
1991-1997	D. JOSÉ LUIS ESTRADA LLAQUET
1998-2004	D. JOSÉ ANTONIO CAFFARENA LAPORTA
Desde 2004	D. JOSÉ LUIS HORMAECHEA ESCÓS

INTRODUCTION



1. FINANCIAL REPORT

1.1 BALANCE SHEET 30

1.2 OPERATING ACCOUNT 36

1.3 NET ASSET EVOLUTION 46

1. FINANCIAL REPORT

1.1 BALANCE SHEET

AT END OF YEAR 2021

ASEET (IN EUROS)	2021	2020
A) NON - CURRENT ASSET	**752.481.660,14**	**757.611.626,21**
I. Intangible Fixed Assets	**855.647,86**	**539.872,96**
1. Industrial Property & Other Intangible Fixed Assets	-	-
2. Computer Software	855.647,86	539.872,96
3. Advances on Intangible Fixed Assets	-	-
II. Tangible Fixed Assets	**495.692.658,88**	**504.015.283,26**
1. Land & Natural Assets	68.614.361,56	65.744.607,08
2. Construction	397.894.320,88	413.744.232,07
3. Equipment & Technical Facilities	892.267,79	1.149.548,31
4. Construction & Advances Paid	23.408.966,57	19.468.969,38
5. Other Fixed Assets	4.882.742,08	3.907.926,42
III. Property Investment	**222.719.319,38**	**226.962.371,98**
1. Land	201.494.966,15	204.119.041,25
2. Construction	21.224.353,23	22.843.330,73
IV. Long-Term Investment in Group Companies & Associates	**12.811.655,92**	**12.047.244,15**
1. Equity Instruments	11.211.244,15	11.211.244,15
2. Loans to Companies	1.600.411,77	836.000,00
V. Long-Term Financial Investment	**4.296.718,69**	**4.119.741,28**
1. Equity Instruments	558.370,50	491.030,10
2. Loans to Third-Parties	803.143,74	694.047,04
3. Government Subsidies Outstanding	-	-
4. Other Financial Assets	2.935.204,45	2.934.664,14
VI. Accrued Tax Assets	**12.557.376,16**	**9.927.112,58**
VII. Non-Current Trade Receivables	**3.548.283,25**	**-**

ASEET (IN EUROS)	2021	2020
B) CURRENT ASSET	**219.305.680,91**	**218.239.885,33**
I. Non-Current Assets Held for Sale	**-**	**-**
II. Stock	**343.408,51**	**357.410,09**
III. Trade and Other Receivables	**14.788.697,38**	**27.175.445,45**
1. Customer Receivables for Sales & Services	10.199.989,91	24.821.234,04
2. Customers and debtors, companies within the group and associates	-	6.354,21
3. Sundry Receivables	1.262.894,70	1.135.285,07
4. State Administration, debtors due to subsidies	929.345,79	-
5. Other Government Receivables	2.396.466,98	1.212.572,13
IV. Short-Term Investment in Group Companies & Associates	**351.588,23**	**-**
V. Short-Term Financial Investment	**12.850,17**	**13.840,33**
1. Equity instruments	-	-
2. Loans to Companies	12.240,00	12.240,00
3. Other Financial Assets	610,17	1.600,33
VI. Accruals & deferrals	**-**	**-**
VII. Cash & Cash Equivalents	**203.809.136,62**	**190.693.189,46**
1. Treasury	73.673.706,11	145.557.758,95
2. Other Cash Equivalents	130.135.430,51	45.135.430,51

TOTAL ASEET (A+B)	**971.787.341,05**	**975.851.511,54**

1. FINANCIAL REPORT

NET EQUITY & LIABILITIES (IN EUROS)	2021	2020
A) NET EQUITY	**896.226.985,21**	**902.267.167,28**
A-1) Own Funds	**764.380.308,91**	**763.781.393,37**
I. Assets	**152.403.736,99**	**152.403.736,99**
II. Retained Earnings	**611.377.656,38**	**619.095.840,66**
III. Yearly Outcome	**598.915,54**	**(7.718.184,28)**
A-2) Yearly Outcome	**-**	**-**
I. Available-for-Sale Financial Assets	**-**	**-**
II. Hedges	**-**	**-**
III. Other	**-**	**-**
A-3) Subsidies, Donations & Bequests	**131.846.676,30**	**138.485.773,91**
B) NON CURRENT LIABILITIES	**60.218.687,85**	**59.943.137,10**
I. Long-Term Provisions	**9.673.873,52**	**7.218.123,77**
1. Long-term personnel benefit obligations	-	-
2. Liability provision	1.611.839,39	1.557.729,83
3. Other provisions	8.062.034,13	5.660.393,94
II. Long-Term Liabilities	**8.381.076,53**	**8.453.401,10**
1. Debts with Financial Institutions	-	-
2. Long-term accounts payable to fixed assets and other suppliers	3.442.658,66	3.442.658,66
3. Other	4.938.417,87	5.010.742,44
III. Long-Term Debt with Group Companies & Associates	**-**	**-**
IV. Deferred Tax Liabilities	**42.163.737,80**	**44.271.612,23**
V. Long-Term Deferrals	**-**	**-**

NET EQUITY & LIABILITIES (IN EUROS)	2021	2020
C) CURRENT LIABILITIES	**15.341.668,00**	**13.641.207,16**
II. Short-Term Provisions	**404.835,00**	**716.000,00**
III. Short-Term Liabilities	**9.089.587,21**	**7.441.107,92**
1. Debts with Financial Institutions	-	-
2. Short-Term Debt with Fixed Asset Suppliers	8.598.343,08	6.944.970,02
3. Other Financial Liabilities	491.244,13	496.137,90
IV. Short-Term Debt with Group Companies & Associates	**54.140,30**	**80.962,87**
V. Trade & Other Payables	**5.600.723,85**	**5.403.136,37**
1. Trade and other payables	3.823.195,97	3.870.601,55
2. Advances on Government Subsidies	403.472,50	710.518,72
3. Other Government Liabilities	1.374.055,38	822.016,10
VI. Deferrals	**192.381,64**	**-**

TOTAL NET EQUITY & LIABILITIES (A+B+C)	**971.787.341,06**	**975.851.511,54**

1. FINANCIAL REPORT

1. FINANCIAL REPORT

1.2. OPERATING ACCOUNT

1.2.1 PROFIT AND LOST ACCOUNT

YEAR ENDING 31/12/21		
CONCEPT (IN EUROS)	**2021**	**2020**
	(Debit) Credit	
1. NET SALES	**61.951.586,67**	**61.141.345,91**
A. Port Fees	**55.339.892,68**	**54.242.886,48**
a) Occupation Fee	12.908.328,89	12.027.751,33
b) Employment Fee	32.718.212,41	29.774.268,67
1. Ship Fee (T1)	10.039.013,81	9.484.941,44
2. Sports & Recreational Vessel Fee (T5)	359.232,45	366.375,71
3. Passenger Fee (T2)	2.605.734,43	3.906.831,35
4. Cargo Fee (T3)	19.661.455,87	15.945.179,04
5. Fresh Fish Fee (T4)	34.464,02	56.876,23
6. Specialized Use Transit Zone Fee (T6)	18.311,83	14.064,90
c) Activity Fee	7.764.069,83	10.681.980,27
d) Navigation support rate	1.949.281,55	1.758.886,21
B. Other Sales Income	**6.611.693,99**	**6.898.459,43**
a) Additional Amounts on Fees	845.692,40	913.121,59
b) Tariffs & Others	5.766.001,59	5.985.337,84
Tariffs & Others (Marpol not included)	882.602,79	973.116,16
Rates for the reception service of waste generated by ships	4.883.398,80	5.012.221,68
3. CAPITALIZED EXPENSES OF IN-HOUSE WORK ON ASSETS	**-**	**-**
5. OTHER OPERATING REVENUE	**1.452.437,16**	**2.348.721,12**
a) Non-Core & Other Current Operating Revenues	645.552,07	1.876.805,84
b) Operating Subsidies Transferred to the Profit & Loss Account	13.409,87	32.980,31
c) Revenue Transferred to the Profit & Loss Account due to Reversed Concessions	315.475,22	313.934,97
d) Inter-Port Compensation Funds Received	478.000,00	125.000,00

CONCEPT (IN EUROS)	2021	2020
6. PERSONNEL EXPENSES	**(17.994.775,85)**	**(17.679.447,04)**
a) Wages & Salaries, etc	(12.915.567,61)	(12.774.409,74)
b) Compensation	(12.947,72)	(15.397,28)
c) Social Charges	(5.066.260,52)	(4.889.640,02)
d) Provisions	-	-
7. OTHER OPERATING EXPENSES	**(31.206.536,35)**	**(31.125.373,79)**
a) External Services	(22.362.777,83)	(22.982.330,98)
1. Repairs & Maintenance	(10.500.843,50)	(9.725.470,95)
a. Repairs & Maintenance	(8.345.904,36)	(7.293.947,81)
b. Expenses for the reception of waste generated by ships	(2.154.939,14)	(2.431.523,14)
2. Independent Professional Services	(2.632.514,03)	(2.518.619,28)
3. Consumption of Services & Supplies	(2.431.708,89)	(2.658.941,08)
4. Other External Services	(6.797.711,41)	(8.079.299,67)
b) Taxes	(2.278.988,40)	(1.968.288,40)
c) Losses on, Impairment of & Change in Trade Provisions	(1.990.397,36)	(54.658,58)
d) Other Current Operating Expenses	(261.657,30)	(207.755,95)
e) Contribution to Ports Department art. 19.1.b) RDL 2/2011	(2.169.715,46)	(2.914.339,88)
f) Inter-Port Compensation Funds Paid	(2.143.000,00)	(2.998.000,00)
8. DEPRECIATION OF FIXED ASSETS	**(27.973.199,41)**	**(29.502.208,49)**
9. ALLOCATION TO PROFIT OR LOSS OF GRANTS RELATED TO NON-FINANCIAL, NON-CURRENT ASSETS & OTHER GRANTS	**10.209.110,82**	**10.616.330,11**
10. PROVISION SURPLUS	**1.362.081,36**	**-**
a) Provision Surplus	1.362.081,36	-
b) Provision Surplus settings	-	-
11. IMPAIRMENT & GAIN OR LOSSES ON DISPOSALS OF NON-CURRENT ASSETS	**(189.015,72)**	**(900.312,36)**
a) Impairment & Other Losses	26.076,07	(514.826,90)
b) Gains or Losses on Disposals	(215.091,79)	(385.485,46)
Gains or Losses on Disposals	(215.091,79)	(385.485,46)
Gains or Losses on Disposals settings	-	-

(continued on next page)

1. FINANCIAL REPORT

CONCEPT (IN EUROS)	2021	2020
	(Debe) Haber	
OTHER RESULTS	233.172,71	(4.275.992,53)
a) Exceptional income	478.732,98	220.224,29
b) Exceptional expenses	(245.560,27)	(4.496.216,82)
A.1. OPERATING PROFIT OR LOSS (1+3+5+6+7+8+9+10+11)	(2.155.138,61)	(9.376.937,07)
12. FINANCIAL REVENUE	89.983,79	190.578,72
a) From Interest on Equity Instruments	-	-
b) From Trade Securities & Other Equity Instruments	89.983,79	190.578,72
c) Capitalisation of Finance Expenses	-	-
13. FINANCIAL EXPENSES	(33.533,62)	(87.590,97)
a) Debts to Third Parties	(33.533,62)	(87.590,97)
b) Updating Provisions	-	-
14. CHANGES IN FAIR VALUE OF FINANCIAL INSTRUMENTS	-	-
16. IMPAIRMENT & GAINS OR LOSSES ON DISPOSALS OF FINANCIAL INSTRUMENTS	67.340,40	78.132,00
a) Loss & Impairment	67.340,40	-
b) Gains or Losses on Disposals	-	78.132,00
Gains or Losses on Disposals	-	-
Gains or Losses on Disposals settings	-	78.132,00
A.2. FINANCIAL PROFIT OR LOSS (12+13+14+16)	123.790,57	181.119,75
A.3. PRE-TAX PROFIT OR LOSS (A.1+A.2)	(2.031.348,04)	(9.195.817,32)
17. INCOME TAX	2.630.263,58	1.477.633,04
A.4. PROFIT OR LOSS FOR FINANCIAL YEAR (A.3+17)	598.915,54	(7.718.184,28)

1. FINANCIAL REPORT

1. FINANCIAL REPORT

1.2.2 CASH FLOW BALANCE

YEAR ENDING 31/12/21		
CONCEPT (IN EUROS)	**2021**	**2020**
A) CASH FLOW FROM SALES (+/-1+/-2+/-3+/-4)	**27.962.839,18**	**3.848.453,67**
1. PRE-TAX PROFIT & LOSS ACCOUNT	**(2.031.348,04)**	**(9.195.817,32)**
2. ADJUSTMENTS TO PROFIT & LOSS ACCOUNT	**17.000.820,44**	**25.171.566,34**
a) Fixed-Asset Depreciation (+)	27.973.199,41	29.502.208,49
b) Valuation Adjustments for Impairment (+/-)	(93.416,47)	514.826,90
c) Changes in Provisions (+/-)	(538.432,09)	5.394.966,51
d) Allocation of Subsidies (-)	(10.209.110,82)	(10.616.330,11)
e) Impairment & Gains or Losses on Disposals of Fixed Assets (+/-)	215.091,79	385.485,46
f) Impairment & Gains or Losses on Disposals of Financial Instruments (+/-)	-	(78.132,00)
g) Financial Revenues (-)	(89.983,79)	(190.578,72)
h) Financial Expenses (+)	33.533,62	87.590,97
i) Changes in Fair Value of Financial Instruments (+/-)	-	-
j) Revenue Transferred to the Profit & Loss Account due to Reversed Concessions (-)	(315.475,22)	(313.934,97)
k) Allocation of Customer Receivables for Sales and Services to Profit & Loss Account (-)	-	-
l) Other Revenues & Expenses (+/-)	25.414,01	485.463,81
3. CHANGES IN WORKING CAPITAL	**13.380.217,12**	**(12.117.619,22)**
a) Stock (+/-)	14.001,58	352.690,69
b) Trade & Other Receivables (+/-)	13.777.994,29	(10.299.102,25)
c) Other Current Asset (+/-)	(160,31)	(2.934.664,14)
d) Trade & Other Collectables (+/-)	477.811,13	916.389,33
e) Other Current Liabilities (+/-)	(206.846,32)	(2.932,85)
f) Other Non-Current Assets & Liabilities (+/-)	(682.583,25)	(150.000,00)
4. OTHER CASH FLOWS FROM OPERATIONS	**(386.850,34)**	**(9.676,13)**
a) Interest Payments (-)	(33.533,62)	(92.868,94)
b) Collection of Dividends (+)	-	-
c) Interest Collection (+)	90.593,95	213.237,42

CONCEPT (IN EUROS)	**2021**	**2020**
d) Revenues or Default Interests Paid on Capital Payment from Tariff Disputes (-)	-	-
e) Port Department Revenues or Default Interests Collected on Capital Payment from Tariff Disputes (+)	-	-
f) Collections or Payments of Income Tax (+/-)	(296.937,13)	(115.582,35)
g) Other Collectables or Receivables (-/+)	(146.973,54)	(14.462,26)
B) CASH FLOW FROM INVESTMENT (7-6)	**(15.388.113,99)**	**(18.392.806,50)**
6. PAYMENTS ON INVESTMENTS (-)	**(15.400.353,99)**	**(18.407.642,16)**
a) Group Companies & Associates	(1.116.000,00)	(418.000,00)
b) Intangible Fixed Assets	(29.965,00)	(15.870,52)
c) Tangible Fixed Assets	(14.214.245,82)	(17.973.771,64)
d) Propert Investments	(40.143,17)	-
e) Other Financial Assets	-	-
f) Non-current Assets Held for Sale	-	-
g) Other Assets	-	-
7. DIVESTMENT RECEIPTS (+)	**12.240,00**	**14.835,66**
a) Group Companies & Associates	-	-
b) Intangible Fixed Assets	-	-
c) Tangible Fixed Assets	-	-
d) Propert Investments	-	-
e) Other Financial Assets	12.240,00	14.835,66
f) Non-current Assets Held for Sale	-	-
g) Other Assets	-	-
C) CASH FLOW FROM FINANCE (+/-9+/-10)	**541.221,99**	**(27.632.377,13)**
9. RECEIVABLES & PAYMENTS FOR EQUITY INSTRUMENTS	**541.221,99**	**475.028,48**
a) Grants, Donations & Bequests Received (+)	541.221,99	553.032,43
b) Issue of Equity Instruments (+)	-	(78.003,95)

(continued on next page)

1. FINANCIAL REPORT

CONCEPT (IN EUROS)	2021	2020
10. RECEIVABLES & PAYMENTS FOR FINANCIAL LIABILITIES	-	(28.107.405,61)
a) Issue of:	-	-
1. Debts with Financial Institutions (+)	-	-
2. Debts with Group Companies & Associates (+)	-	-
3. Other Debts (+)	-	-
b) Repayment and Amortisation of:	-	(28.107.405,61)
1. Debts with Financial Institutions (-)	-	(28.107.405,61)
2. Debts with Group Companies & Associates (-)	-	-
3. Other Debts (-)	-	-
E) NET CASH OR CASH EQUIVALENT INCREASE/DECREASE (+/-A+/-B+/-C)	13.115.947,18	(42.176.729,96)
Net Cash or Cash Equivalents at Beginning of year	190.693.189,46	232.869.919,42
Net Cash or Cash Equivalents at End of year	203.809.136,62	190.693.189,46

1. FINANCIAL REPORT

1.3 NET ASSET EVOLUTION

1.3.1 CONSOLIDATED CHANGE IN EQUITY STATEMENT

A) RECOGNIZED INCOME & EXPENSES YEAR ENDING 31/12/21		
CONCEPT (IN EUROS)	**2021**	**2020**
A) PROFIT & LOSS ACCOUNTS	**598.915,54**	**(7.718.184,28)**
B) REVENUES & EXPENSES DIRECTLY ATTRIBUTED TO EQUITY (I+II+III+V)	**1.333.210,50**	**(45.563.520,22)**
I. Valuation of Financial Instruments	-	-
1. Available-for-sale Financial Assets	-	-
2. Other Revenues or Expenses	-	-
II. Cash Flow Hedges	-	-
III. Grants, Donations & Bequests	**1.777.614,00**	**1.165.613,83**
V. Tax Effect	**(444.403,50)**	**(46.729.134,05)**
1. Grants and reversed concessions tax effect	(444.403,50)	
2. Other elements of Equity Statement tax effect	-	
C) TRANSFERS TO PROFIT & LOSS ACCOUNT (VI+VII+VIII+IX)	**(7.972.308,11)**	**(8.276.182,55)**
VI. Valuation of Assets & Liabilities	-	-
1. Available-for-sale Financial Assets	-	-
2. Other Revenues or Expenses	-	-
VII. Cash Flow Hedges	-	-
VIII. Grants, Donations & Bequests	**(10.524.586,04)**	**(10.930.265,08)**
IX. Tax Effect	**2.552.277,93**	**2.654.082,53**
1. Transfer to Recognized Income. Grants and reversed concessions tax effect	2.552.277,93	
2. Transfer to Recognized Income. Other elements of Equity Statement Tax effect	-	
TOTAL RECOGNIZED REVENUE & EXPENSES (A+B+C)	**(6.040.182,07)**	**(61.557.887,05)**



1. FINANCIAL REPORT

B) CONSOLIDATED NET EQUITY CHANGES YEAR ENDING 31/12/21						
CONCEPT (IN EUROS)	EQUITY	PRIOR YEARS' PROFIT LOSS	PROFIT LOSS	VALUATION ADJUSTMENTS	SUBSIDES, DONATIONS & BEQUESTS	TOTAL
A. BALANCE AT YEAR ENDING 2019	152.643.114,53	595.336.904,60	15.699.336,40	-	192.356.257,83	956.035.613,36
I. Adjustments for Changes in Accounting Criteria in 2014 and previous	-	-	-	-	-	-
II. Adjustments for Errors in 2019 and previous	-	(389.879,88)	-	-	(30.781,15)	(420.661,03)
B. ADJUSTED BALANCE AT YEAR BEGINNING 2020	152.643.114,53	594.947.024,72	15.699.336,40	-	192.325.476,68	955.614.952,33
I. Total Recognized Revenues & Expenses	-	-	(7.718.184,28)	(0,00)	(53.839.702,77)	(61.557.887,05)
II. Initiatives carried out with partners or owners	-	-	-	-	-	-
III. Other Changes in Equity	(239.377,54)	24.148.815,94	(15.699.336,40)	-	-	8.210.102,00
C. BALANCE AT YEAR ENDING 2020	152.403.736,99	619.095.840,66	(7.718.184,28)	(0,00)	138.485.773,91	902.267.167,28
I. Adjustments for Changes in Accounting Criteria in 2020	-	-	-	-	-	-
II. Adjustments for Errors in 2020	-	-	-	-	-	-
D. ADJUSTED BALANCE AT YEAR BEGINNING 2021	152.403.736,99	619.095.840,66	(7.718.184,28)	(0,00)	138.485.773,91	902.267.167,28
I. Total Recognized Revenues & Expenses	-	-	598.915,54	-	(6.639.097,61)	(6.040.182,07)
II. Initiatives carried out with partners or owners	-	-	-	-	-	-
III. Other Changes in Equity	-	(7.718.184,28)	7.718.184,28	-	-	-
E. BALANCE AT YEAR ENDING 2021	152.403.736,99	611.377.656,38	598.915,54	-	131.846.676,30	896.226.985,21

1. FINANCIAL REPORT

1. FINANCIAL REPORT

1.3.2 FUNDS

OPERATIONAL FUNDS FROM THE YEAR ENDING 31-12-21		
CONCEPT (IN EUROS)	**2021**	**2020**
PROFIT OR LOSS FOR FINANCIAL YEAR	**598.915,54**	**-7.718.184,28**
1. Interport Compensation Fund received (-)	-478.000,00	-125.000,00
2. Interport Compensation Fund provided (+)	2.143.000,00	2.998.000,00
3. Amortization of new material and intangible fixed assets and real estate investments (+) (PyG)	27.973.199,41	29.502.208,49
4. Non-current assets subject to valuation adjustments for decline in value or impairment (+/-) (Tables 1, 2.4, 3, 4 y 5)	-93.416,47	514.826,90
5. Provision/Surplus of funds for liabilities and expenses (+/-) (Table 7a)	-549.276,71	4.678.966,51
6. Gains or Losses on Disposals of Non-Current Assets (+/-) (PyG)	215.091,79	307.353,46
7. Reclassification to intangible and material fixed assets and real estate investment (+/-) (Tables 1, 2, 2.4 y 3)	25.414,01	485.463,81
8. Allocation to gains or losses from grants, donations & legacies (Table 6) (-)	-10.524.586,04	-10.930.265,08
9. Allocation to gains or losses from customer sales advances or long-term service provisions (Table 8) (-)	-	-
10. Capitalisation of finance costs (Tables 1 y 2.1) (-)	-	-
11. Variation in fair value of financial instrument (+/-) (Tables 4a, 4b y 8)	-	-78.132,00
12. Revenue & Expenses for financial updates (+/-) (Tables 4a, 4b, 5 y 8)	-	-
13. Revenue from OPPE for the payment of principal & interest on fee disputes (Table 13)	-	-
14. Other adjustments (+/-)	-	45.575,55
FUNDS OBTAINED FROM OPERATIONS	**19.310.341,53**	**19.680.813,36**

1. FINANCIAL REPORT

1.3.3 FINANCE

FINANCE TABLE FROM THE YEAR ENDING 31-12-21		
CONCEPT (IN EUROS)	**2021**	**2020**
APPLICATION OF FUNDS		
1. ADDITIONS TO NON-CURRENT ASSETS	**21.213.076,01**	**19.575.560,10**
a) Acquisition of fixed assets	15.937.727,05	13.996.991,82
Intangible fixed assets	29.965,00	15.870,52
Material fixed assets	15.867.618,88	13.981.121,30
Real estate investment	40.143,17	-
b) Acquisition of financial fixed assets	5.275.348,96	5.033.417,64
Equity instruments	-	-
Long-term outstanding official grants	-	-
Long-term loans conferred to Accessibility Fund	1.116.000,00	418.000,00
Other financial investment	4.159.348,96	4.615.417,64
c) Other additions to non-current assets	-	545.150,64
Transfer of assets from other public organizations and other additions	-	-
2. EQUITY REDUCTIONS	**-**	**74.615,08**
3. INTERPORT COMPENSATION FUND PROVIDED	**2.143.000,00**	**2.998.000,00**
4. REDUCTIONS TO NON-CURRENT LIABILITIES	**702.650,37**	**15.632.736,61**
a) Cancellation/Transfer of debts with financial institutions to current liabilities	-	15.400.000,00
b) Cancellation/Transfer of fixed assets to current liabilities	555.676,83	218.274,35
c) Cancellation/Transfer of debts with group companies to current liabilities	-	-
d) Cancellation/Transfer of debts with FFATP	-	
e) Cancellation/Transfer of short-term of long-term accruals	-	-
f) Application & transfer of long-term provisions to current liabilities	146.973,54	14.462,26
5. OTHER APPLICATION OF FUNDS	**3.152.000,00**	**-**
TOTAL APPLICATION OF FUNDS	**27.210.726,38**	**38.280.911,79**

FINANCE TABLE FROM THE YEAR ENDING 31-12-21		
CONCEPT (IN EUROS)	**2021**	**2020**
SOURCES		
1. FUNDS FROM OPERATIONS	**19.310.341,53**	**19.680.813,36**
2. CAPITAL INCREASES	**-**	**-**
3. INTERPORT COMPENSATION FUND RECEIVED	**478.000,00**	**125.000,00**
4. GRANTS, DONATIONS & LEGACIES RECEIVED	**1.777.614,00**	**1.165.613,83**
a) Capital grants, donations & legacies	1.777.614,00	620.463,19
b) Other grants, donations & legacies	-	-
c) Revenue from license reversals	-	545.150,64
5. ADDITIONS TO NON-CURRENT LIABILITIES	**483.352,26**	**581.961,26**
a) Long-term debts with financial institutions	-	-
b) Long-term debts with fixed asset suppliers	483.352,26	581.961,26
c) Long-term debts for loans received from the Accessibility Fund	-	-
d) Long-term of debts with FFATP	-	-
e) Advances received for sales or services	-	-
6. REDUCTIONS TO NON-CURRENT ASSETS	**1.374.753,35**	**216.904,58**
a) Disposal of intangible and material fixed assets	-	-
b) Disposal of real estate investment	-	-
c) Disposal of equity instruments	-	-
d) Disposal of non-current assets maintained for sales	-	-
e) Short-term Cancellation/Transfer of grants receivable.	-	-
f) Cancellation/Transfer of debts with FFATP	351.588,23	
g) Short-term Cancellation/Transfer of long-term financial investment	1.023.165,12	216.904,58
h) Transfer of assets to other public organizations	-	-
7. OTHER SOURCES	**3.152.000,00**	**-**
TOTAL SOURCES	**26.576.061,14**	**21.770.293,03**

1. FINANCIAL REPORT

1.3.4 CHANGES IN WORKING CAPITAL

CHANGES IN WORKING CAPITAL CORRESPONDING TO THE YEAR ENDING 31-12-21		
CONCEPTO (EN EUROS)	**2021**	**2020**
1. Stock	-14.001,58	-352.690,69
2. Trade debtors & other accounts receivable	-12.386.748,07	10.507.485,58
3. Short-term investment in group companies & associates	351.588,23	-
4. Short-term financial investment	-990,16	-25.254,36
5. Cash & other equivalent liquid assets	13.115.947,16	-42.176.729,96
6. Short-term provisions	311.165,00	-168.595,28
7. Short-term debts	-1.648.479,29	16.519.271,00
8. Short-term debts with group companies & associates	26.822,57	-71.061,68
9. Trade creditors & other accounts payable	-197.587,48	-743.043,37
10. Accruals	-192.381,64	-
TOTAL CHANGES IN WORKING CAPITAL	**-634.665,26**	**-16.510.618,76**



1. FINANCIAL REPORT



2. TECHNICAL SPECIFICATIONS OF THE PORT

2.1 A) BAY OF ALGECIRAS SPECIFICATIONS	64
2.1 B) TARIFA PORT SPECIFICATIONS	74
2.2 COMMERCIAL AND SHIPPING FACILITIES	80
2.3 PORT SERVICES	130
2.4 SHIP FACILITIES	130
2.5 DOCKSIDE CARGO HANDLING EQUIPMENT	138
2.6 FLOATING EQUIPMENT	150
2.7 OVERLAND COMMUNICATION AND ACCESS	160
2.8 BRIEF OVERVIEW OF SPECIFIC TRAFFIC FACILITIES	164

2.1 A) BAY OF ALGECIRAS SPECIFICATIONS

COMPASS ROSE

Port of Algeciras Station

LOCATION: Algeciras Tide Gauge
PERIOD: 2021-2021
EFFICIENCY: 98.01%

- < = 1.0
- 1.0 - 2.0
- 2.0 - 3.0
- 3.0 - 4.0
- 4.0 - 5.0
- 5.0 - 6.0
- 6.0 - 7.0
- 7.0 - 8.0
- 8.0 >

Median Speed (m/s)

Fig.1: Compass Rose in Port of Algeciras.
REMPOR Station (Direction of origina 0=N ; 90=E)

2.1.1 LOCATION

Longitudee (Greenwich)	5º 26´ W
Latitudee	36º 8´ N

2.1.2 WIND CONDITIONS

Prevailing	NW
Strongest	SE

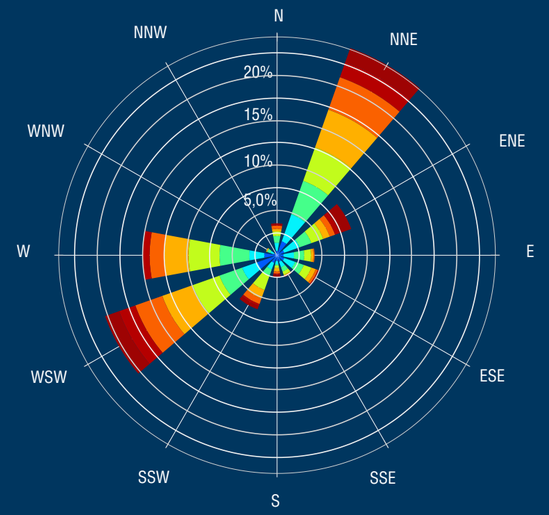

2.1.3 STORM CONDITIONS

Maximum significant wave height ($H_{s\,MAX}$)	3.49 m
Hs max-related period (T_P)	10 sg
Hs max-related average direction sourc (Dir)	101º

Fig 2: Location of Oceanographic buoy Algeciras - Punta Carnero

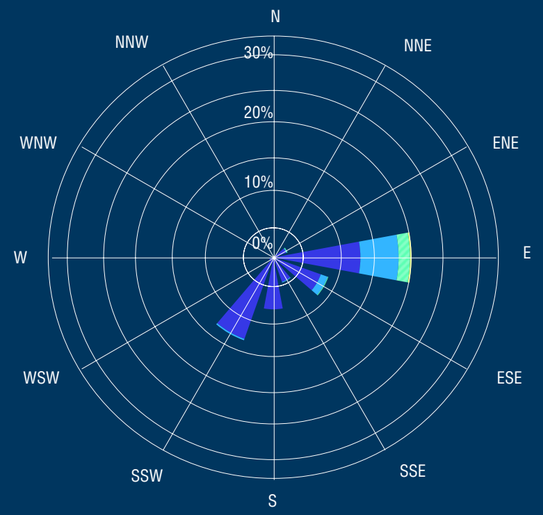

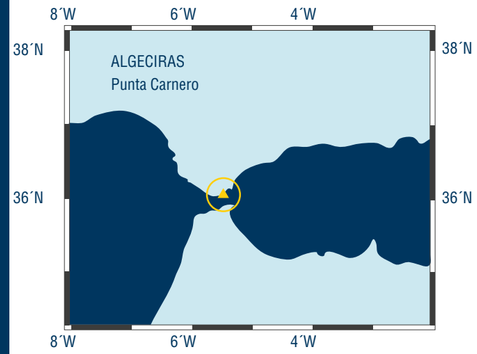

WAVE ROSE

Algeciras - Punta Carnero Buoy

LOCATION: Punta Carnero Buoy
PERIOD: 2021-2021
EFFICIENCY: 93.65%

- < = 0.2
- 0.2 - 1.0
- 1.0 - 2.0
- 2.0 - 3.0
- 3.0 - 4.0
- 4.0 - 5.0
- 5.0 >

Wave Height (m)

Fig 3: Buoy Algeciras - Punta Carnero wave rose (Source: State Ports Dept.)

2.1.3.1 AVERAGE WAVE CLIMATE AT ALGECIRAS - PUNTA CARNERO BUOY

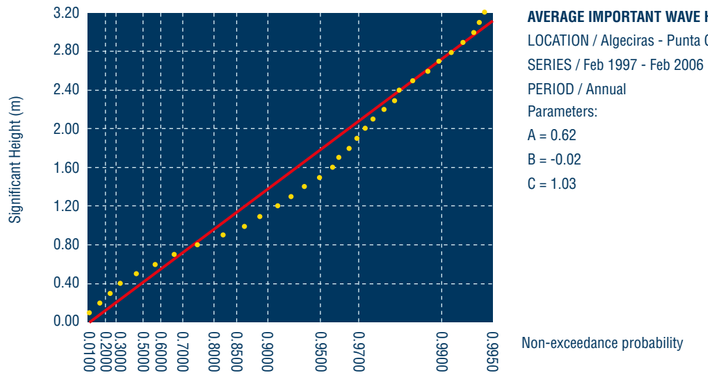

AVERAGE IMPORTANT WAVE HEIGHT SYSTE
LOCATION / Algeciras - Punta Carnero
SERIES / Feb 1997 - Feb 2006
PERIOD / Annual
Parameters:
A = 0.62
B = -0.02
C = 1.03

Fig 4: Average wave climate at Algeciras - Punta Carnero buoy (Source: State Ports Dept.)

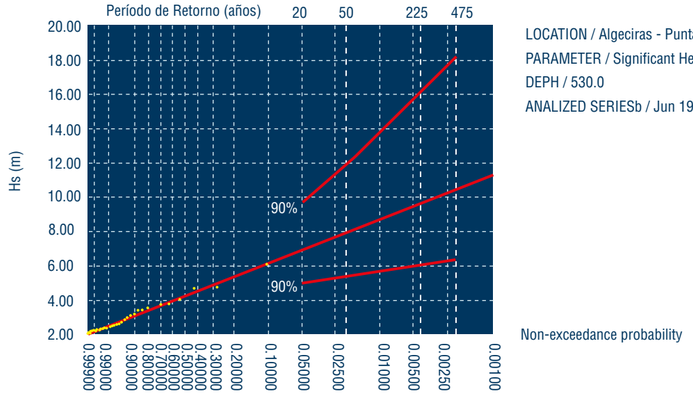

LOCATION / Algeciras - Punta Carnero
PARAMETER / Significant Height
DEPH / 530.0
ANALIZED SERIESb / Jun 1997 - Nov 2005

Fig 5: Extreme wave height climate at Algeciras - Punta Carnero buoy

2.1.4 SEA LEVELS

Maximum tidal range recorded in the year	125.1 cm
Minimum low tide level (port sea level) recorded in the year	3.7 cm
Maximum high tide level (port sea level) recorded in the year	147.3 cm

Data obtained from: Instituto Español de Oceanografía

2.1.5 ACCESS

2.1.5.1 ACCESS CHANNEL

Position	None
Width	None
Length None	None
Water depth in LLW	None
Seabed nature	None

2.1.5.2 HARBOUR ENTRANCE

Position	North
Width	665 m
Length None	None
Water depth in LLW	Variable between 16 to 25 m
Maximum recorded current	2,5 to 3 Knots

2.1.5.3 EMPLOYMENT OF TUGS FOR ARRIVAL-DEPARTURE

No data

2. TECHNICAL SPECIFICATIONS OF THE PORT

2.1.5.4 LARGEST SHIP CALLED

	BY LENGHT		BY DRAUGHT	
	ZONE I	ZONE II	ZONE I	ZONE II
NAME	CMA CGM LOUIS BLERIOT	AL NEFUD	BERGE WEISSHORN	VLCC STEPHANIE
NATIONALITY	Malta	Malta	Isla de Man	Liberia
G. T.	217.673	195.636	88.292	164.169
T. P. M.	202.684	199.744	171.995	318.445
LENGTH	400	400	288,88	333
DRAUGHT	16	16,02	17,72	22,66
TYPE	Containership	Containership	Bulk-Carrier	Tankership
REAL DRAUGHT AT ENTRANCE	14,5	14,5	10,3	7

2. TECHNICAL SPECIFICATIONS OF THE PORT

2. TECHNICAL SPECIFICATIONS OF THE PORT

2.1.6 WATER AREAS (HECTARES)

2.1.6.1 ZONE I

LOCATION	OTHER HARBOUR	BASINS				TOTAL
		COMERCIAL	FISHING USE	SPORTS & LEISURE	REST	
PORT OF ALGECIRAS						
La Galera Basin		28,68				28,68
North Basin		154,63				154,63
Isla Verde Exterior Basin		176,16				176,16
Fishing Basin		16,21	8,19	3,19	56,10	83,69
El Saladillo Basin	3,68	14,69			3,00	21,37
TOTAL	**3,68**	**390,37**	**8,19**	**3,19**	**59,10**	**464,53**
PORT OF TARIFA						
Tarifa Basin	2,42	3,77	4,32			
TOTAL	**2,42**	**3,77**	**4,32**			**10,51**
PORT OF LA LINEA						
La Linea Basin	27,63				16,63	
TOTAL	**27,63**				**16,63**	**44,26**
CAMPAMENTO FACILITIES						
Campamento Basin					16,65	16,65
TOTAL					**16,65**	**16,65**
LICENSEE ZONE						
Berthing & Manoeuvring Zone					494,70	494,70
TOTAL					**494,70**	**494,70**
TOTAL ZONE I	**33,73**	**394,14**	**12,51**		**587,08**	**1030,65**

2.1.6.2 ZONE II

LOCATION	ACCESSES	ANCHORAGE	REST	TOTAL
Remainder of port waters at the Bay of Algeciras as defined by Law 62/97 (State Ports Act)		1.514,68	3.736,48	5.251,16
TOTAL ZONE II		**1.514,68**	**3.736,48**	**5.251,16**

2.1 B) TARIFA PORT SPECIFICATIONS

COMPASS ROSES

Gulf of Cadiz Buoy Station

LOCATION: Gulf of Cadiz
PERIOD: 2021-2021
EFFICIENCY: 99.58%

- < = 1.0
- 1.0 - 2.0
- 2.0 - 3.0
- 3.0 - 4.0
- 4.0 - 5.0
- 5.0 - 6.0
- 6.0 - 7.0
- 7.0 - 8.0
- 8.0 >

Median Speed (m/s)

Fig.6: Compass Rose in Tarifa
(Direction of origin 0=N ; 90=E)

2.1.1 LOCATION

Longitude (Greenwich)	5° 36′ W
Latitude	36° 07′ N

2.1.2 WIND CONDITIONS

Prevailing	NW y E
Strongest	NW y E

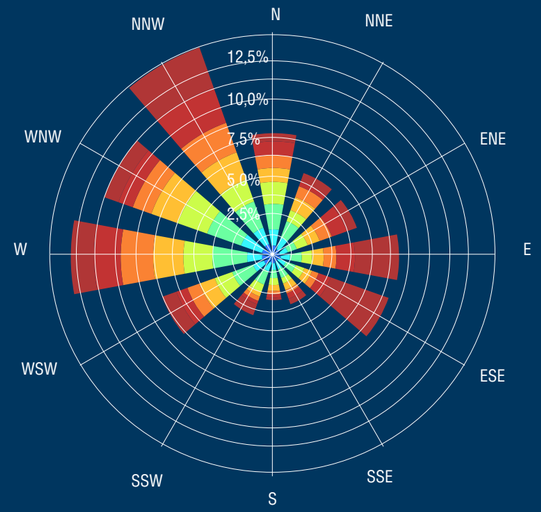

2.1.3 STORM CONDITIONS

Maximum significant wave height (Hs max)	2.35 m
Hs max-related period (Tp)	9.5 sg
Hs max-related average direction source (Dir)	92º

Fig 7: Location of Water Oceanographic Buoy. →

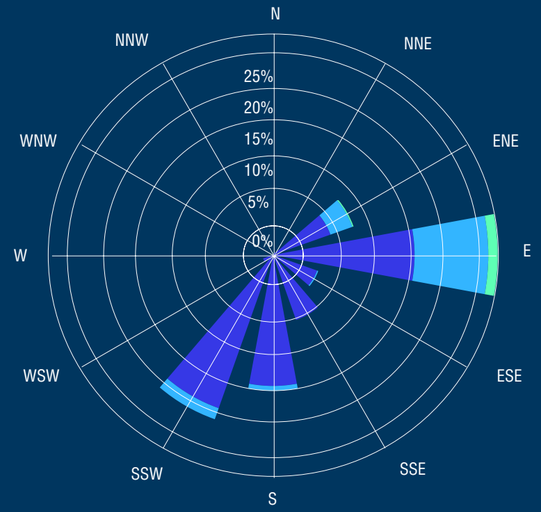

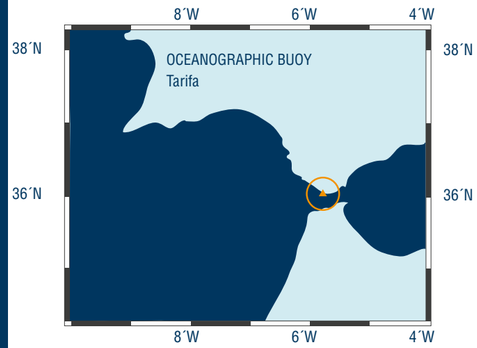

WAVE ROSE

Tarifa Buoy

LOCATION: Tarifa Buoy
PERIOD: 2021-2021
EFFICIENCY: 28.08%

- < = 0.2
- 0.2
- 1.0
- 2.0
- 3.0
- 4.0
- 5.0 >

Wave Height (m)

← Fig 8: Tarifa Buoy wave rose.
(Source: State Ports Dept.)

2.1.3.1 EXTREME WAVE CLIMATE AT GULF OF CADIZ BUOY

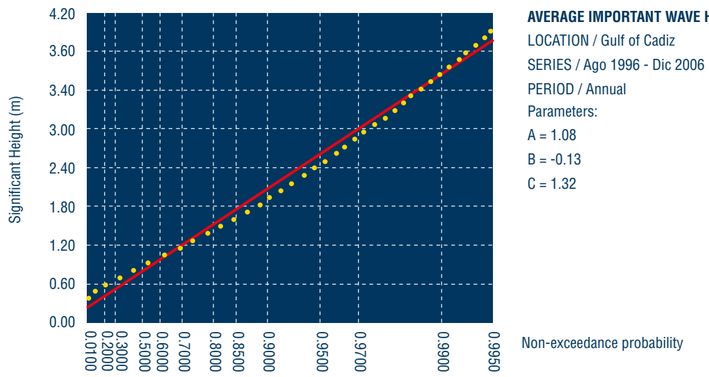

AVERAGE IMPORTANT WAVE HEIGHT SYSTEM
LOCATION / Gulf of Cadiz
SERIES / Ago 1996 - Dic 2006
PERIOD / Annual
Parameters:
A = 1.08
B = -0.13
C = 1.32

Fig 9: Average wave climate at Gulf of Cadiz Sea Buoy (Source: State Ports Dept.)

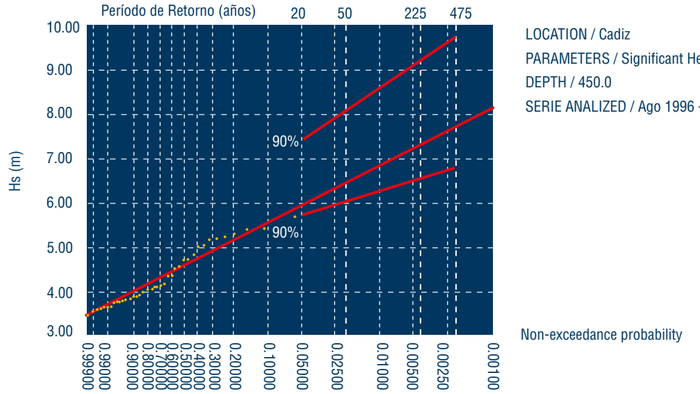

LOCATION / Cadiz
PARAMETERS / Significant Height
DEPTH / 450.0
SERIE ANALIZED / Ago 1996 - Nov 2005

Fig 10: Board scalar extremal significant wave height in the Gulf of Cádiz buoy

2.1.4 SEA LEVELS

Maximum tidal range recorded in the year	153.5 cm
Minimum low tide level (port sea level) recorded in the year	-10.4 cm
Maximum high tide level (port sea level) recorded in the year	162.9 cm

Source: Spanish Institute of Oceanography

2.1.5 ACCESS

2.1.5.1 ACCESS CHANNEL

Position	SE
Width	185 m
Length	300 m
Water depth in LLW	10 m
Seabed nature	Sand over loam bed

2.1.5.2 HARBOUR ENTRANCE

Position	NE
Width	100 m
Length	None
Water depth in LLW	7 m
Maximum recorded current	No data

2.1.5.3 EMPLOYMENT OF TUGS FOR ARRIVAL DEPARTURE

No data

2. TECHNICAL SPECIFICATIONS OF THE PORT

2. TECHNICAL SPECIFICATIONS OF THE PORT

2.2 COMMERCIAL AND SHIPPING FACILITIES

2.2.1 QUAYS AND BERTHS

2.2.1.1 CLASSIFICATION BY BASINS

PORT AUTHORITY BASINS					
PORT OF ALGECIRAS	**SECTION**	**LENGTH (m)**	**DRAUGHT (m)**	**USES**	**TOTAL**
LA GALERA BASINS					
Principe Felipe Quay		530	-17	Multi-Purpose	
Ingeniero Castor Rodriguez del Valle Breakwater	Tramo 1º	156	-9,5	Multi-Purpose	
Isla Verde Quay	Tramo 1º	674	-14,50	Multi-Purpose	
Isla Verde Quay	Tramo 2º	135	-12	Multi-Purpose	
Berth nº 6		180	-10,50	Passengers	
Berth nº 7		144	-8,50	Passengers	
Berth nº 8		114	-8,50	Passengers	
Berth nº 9		104	-6	Passengers	
TOTAL					**2.037**
NORTH BASIN					
Ingeniero Castor Rodriguez del Valle Breakwater	Tramo 2º	707	-14	Multi-Purpose	
Ingeniero Castor Rodriguez del Valle Breakwater	Tramo 3º	318	-17	Multi-Purpose	
Ingeniero Castor Rodriguez del Valle Breakwater	Tramo 4º	479	-22	Multi-Purpose	
Berth nº 1		207	-10,50	Passengers	
Berth nº 2		207	-10,50	Passengers	
Berth nº 3		165	-10,50	Passengers	
Berth nº 4		165	-10,50	Passengers	
Berth nº 5		122	-10,50	Passengers	
Juan Carlos I Quay (South)		388	-10,50 a -14	Multi-Purpose	
Juan Carlos I Quay (Easth)	Tramo 1º	80	-14	Containers	
Juan Carlos I Quay (Easth)	Tramo 2º	864	-17	Containers	
Juan Carlos I Quay (Easth)	Tramo 3º	550	-18	Containers	
Juan Carlos I Quay (North)		342	-15	Containers	
Juan Carlos I Quay North (Ro-Ro)		104	-9	Containers	
TOTAL					**4.698**

PORT AUTHORITY BASINS					
PORT OF ALGECIRAS	**SECTION**	**LENGTH (m)**	**DRAUGHT (m)**	**USES**	**TOTAL**
FISHING DOCK					
Auxiliary Vessels		1069	-6 a -7	Auxiliary Vessels	
Cold Storage		661	-5 a -5,50	Fishing	
Background		150	-5	Inactive boats	
Ribera Quay		749	-5	Building, repairs and scrap	
TOTAL					**2.629**
MINOR & RECREATIONAL CRAFT					
Galera (South)		26	-4	Pilot Vessels	
South Breakwater		17	-4	Idle Vessels	
Shipyard Quay		100	-5	Building, repairs and scrap	
Recreational Craft		137	-3,40 a -4	Recreational Craft	
El Pargo Sport Club		820	-2	Recreational Craft	
Rosa de los Vientos Sport Club		310	-2	Recreational Craft	
El Saladillo Sailing Club		904	-2	Recreational Craft	
El Mero Sport Club		606	-1,50 a -2	Recreational Craft	
Yachting Club		412	-2 a -4	Recreational Craft	
Free Piers		359	-1,50 a -2	Recreational Craft	
TOTAL					**3.691**
ISLA VERDE EXTERIOR					
Quay attached to the breakwater		585	-15,50 a -17,50	Special installation flows	
Norte Quay		623	-17,50	Containers	
East Quay		1435	-18,50	Containers	
Vertical Breakwater		2025	-25 a -32,5	Multi-Purpose	
TOTAL					**4.668**
TOTAL PORT OF ALGECIRAS					**17.723**

2. TECHNICAL SPECIFICATIONS OF THE PORT

PORT AUTHORITY BASINS					
PORT OF TARIFA	SECTION	LENGTH (m)	DRAUGHT (m)	USES	TOTAL
SAGRADO CORAZON BREAKWATER					
1st section		119	-5	Passengers	
2nd section		78	-8 a -7	Multi-Purpose	
Berth n°1		150	-7 a -5	Multi-Purpose	
Berth n° 2		71	-5	Passengers	
TOTAL					418
SHOPPING AREA					
Berth nº3		91	-5,50	Passengers	
TOTAL					91
FISHING BASIN					
Quay nº1		199	-4 a -5	Fishing	
Quay nº2		120	-3 a -4	Fishing	
Quay nº3		58	-3	Fishing	
TOTAL					377
RIBERA DOCKS					
Ribera Dock		40	-3	Fishing	
Fishing Breakwater (Interior)		135	-5 a -3	Fishing	
TOTAL					175
Pier Nº 1		67	-3	Recreational Craft	
Pier Nº 2		54	-3	Recreational Craft	
Pier Nº 3A		46	-3	Recreational Craft	
Pier Nº 3B		72	-3	Recreational Craft	
Pier Nº 3C		72	-3	Recreational Craft	
Pier Nº 3D		60	-3	Recreational Craft	
Pier Nº 3 embarkment / disembarkment		59	-4 a -5	Passengers	
TOTAL					430
TOTAL PORT OF TARIFA					1.316

PORT AUTHORITY BASINS					
CAMPAMENTO FACILITIES	SECTION	LENGTH (m)	DRAUGHT (m)	USES	TOTAL
Outer Quay		263	-17	General cargo	
North Quay		285	-12,00	General cargo	
South Quay		346	-15,50	General cargo	
DRY SOUTH					
	Outer North	240	-7	Repairs	
	Interior North	382,5	-7	Repairs	
	Interior South	382,5	-7	Repairs	
TOTAL ICAMPAMENTO FACILITIES					2.118

PORT AUTHORITY BASINS					
PORT OF LA LINEA	SECTION	LENGTH (m)	DRAUGHT (m)	USES	TOTAL
Linense Sailing Club		910	-4	Recreational Craft	
Linense Fishing and Hunting Club		360	-4	Recreational Craft	
La Linea R.C.N.		124	-4	Recreational Craft	
TOTAL PORT OF LA LINEA					1.394

2. TECHNICAL SPECIFICATIONS OF THE PORT

PRIVATE BASINS

PRIVATE BASINS				
NAME	SECTION	LENGTH (m)	DRAUGHT (m)	USES
CONFEDERACIÓN HIDROGRÁFICA DEL SUR				
Dolphins		0,00	18,00	Loading of water
"GIBRALTAR" OIL REFINERY PIER				
South		950,00	20,00	Fluids for special installations
North		380,00	19,00	Fluids for special installations
North		550,00	20,00	Fluids for special installations
North		115,00	6,00	Fluids for special installations
South		115,00	6,00	Fluids for special installations
ACERINOX QUAY				
		250,00	9,5	Scrap and stainless steel products
ENDESA GENERACIÓN				
Unloading Quay		360,00	23,00 a 30,00	Unloading of loose coal
Connection Quay		234,00	8,00 a 30,00	Loading of loose coal
TOTAL PRIVATE BASINS		2.954,00		

2. TECHNICAL SPECIFICATIONS OF THE PORT

2.2.1.2 CLASIFICATION BY USES AND DRAUGHTS

PORT OF ALGECIRAS BAY (INCLUDING 3 PORTS)

USES	LINEAR METRES WITH DRAFT "C" (M)					TOTALS (m.l.)	LINEAR METRES WITH DRAFT "C" (M)
	C>=12	12>C>=10	10>C>=8	8>C>=6	6>C>=4		
PUBLIC							
COMMERCIAL QUAYS							
General Cargo	1113,00	0,00	0,00	0,00	0,00	1113,00	0,00
Containers	3894,00	0,00	0,00	0,00	0,00	3894,00	0,00
Ro-Ro ramps	0,00	0,00	0,00	0,00	0,00	0,00	0,00
Dry bulk without spec. inst.	0,00	0,00	0,00	0,00	0,00	0,00	0,00
Dry bulk by spec. inst.	0,00	0,00	0,00	0,00	0,00	0,00	0,00
Liquid bulk cargoes	0,00	0,00	0,00	0,00	0,00	0,00	0,00
Multipurpose	5256,00	0,00	156,00	78,00	150,00	5640,00	0,00
Passengers	0,00	1046,00	258,00	104,00	249,00	1657,00	0,00
OTHER QUAYS							
Fishing	0,00	0,00	0,00	0,00	860,00	860,00	353,00
Shipbuilding, repairing and scrapping	0,00	0,00	0,00	955,00	849,00	1804,00	0,00
Others	0,00	0,00	0,00	1069,00	1587,00	2656,00	3919,00
TOTAL PUBLIC	**10263,00**	**1046,00**	**414,00**	**2206,00**	**3695,00**	**17624,00**	**4272,00**

(continued on next page)

2. TECHNICAL SPECIFICATIONS OF THE PORT

USES		LINEAR METRES WITH DRAFT "C" (M)				TOTALS (m.l.)	LINEAR METRES WITH DRAFT "C" (M)
	C>=12	12>C>=10	10>C>=8	8>C>=6	6>C>=4		
PRIVATE							
COMMERCIAL QUAYS							
General Cargo	0,00	0,00	0,00	0,00	0,00	0,00	0,00
Containers	0,00	0,00	0,00	0,00	0,00	0,00	0,00
Ro-Ro ramps	0,00	0,00	0,00	0,00	0,00	0,00	0,00
Dry bulk without spec. inst.	594,00	0,00	250,00	0,00	0,00	844,00	0,00
Dry bulk by spec. inst.	0,00	0,00	0,00	0,00	0,00	0,00	0,00
Liquid bulk cargoes	2465,00	0,00	0,00	230,00	0,00	2695,00	0,00
Multipurpose	0,00	0,00	0,00	0,00	0,00	0,00	0,00
Passengers	0,00	0,00	0,00	0,00	0,00	0,00	0,00
OTHER QUAYS							
Fishing	0,00	0,00	0,00	0,00	0,00	0,00	0,00
Shipbuilding, repairing and scrapping	0,00	0,00	0,00	0,00	0,00	0,00	0,00
Others	0,00	0,00	0,00	0,00	0,00	0,00	0,00
TOTAL PRIVATE	**3059,00**	**0,00**	**250,00**	**230,00**	**0,00**	**3539,00**	**0,00**
TOTAL (PUBLIC + PRIVATE)	**13322,00**	**1046,00**	**664,00**	**2436,00**	**3695,00**	**21163,00**	**4272,00**

2. TECHNICAL SPECIFICATIONS OF THE PORT

2. TECHNICAL SPECIFICATIONS OF THE PORT

2.2.2 LAND AND STORAGE SURFACE AREAS (SQM)

LAND SURFACE AREAS

QUAY	DESIGNATION	STORAGE AREAS			ROADS	REST	TOTAL
		UNCOVERED	COVERED & OPEN	CLOSED			
PORT OF ALGECIRAS							
Ing.Castor R. del Valle breakwater					21.856,00	7.353,00	29.209,00
Principe Felipe Quay					3.457,00	17.308,00	20.765,00
Isla Verde Quay		277.167,00	9.176,00		89.268,00	209.457,00	585.068,00
Isla Verde Exterior Quay		311.316,00			62.744,00	597.089,00	971.149,00
Marina El Saladillo		13.371,43	4.822,70		56.656,11	121.383,70	196.233,94
Service Zone		3.426,00	3.652,00		11.998,00	760	19.836,00
La Galera Quay		10.111,00	11.928,00		39.958,00	138.215,00	200.212,00
Juan Carlos I Quay		598.503,00	7.174,00		71.505,00	138.066,00	815.248,00
Auxiliary Vessel Quay		1.850,00			12.535,00	25.846,00	40.231,00
Ribera Quay		7.631,00	209		5.372,00	35.891,00	49.103,00
Fondo Quay						2.941,00	2.941,00
Reefer Quay		17.982,00	1.921,00		23.490,00	8.675,00	52.068,00
Llano Amarillo		4.211,00	600			60.135,00	64.946,00
TOTAL		**1.245.568,43**	**39.482,70**	**0,00**	**398.839,11**	**1.363.119,70**	**3.047.009,94**
PORT OF TARIFA							
Sagrado Corazon					2.950,00	2.328,00	5.278,00
Quay nº 1		660	71		2.168,00	3.639,00	6.538,00
Quay nº 2		6.090,00	36		9.869,00	3.198,00	19.193,00
Ribera Quay			597			9.415,00	10.012,00
Zone I Passenger Quay			1.693,00		10.857,00	10.728,00	23.278,00
Zone II Passenger Quay						9.802,00	9.802,00
TOTAL		**6.750,00**	**2.397,00**	**0,00**	**25.844,00**	**39.110,00**	**74.101,00**

(continued on next page)

2. TECHNICAL SPECIFICATIONS OF THE PORT

QUAY	DESIGNATION	STORAGE AREAS			ROADS	REST	TOTAL
		UNCOVERED	COVERED & OPEN	CLOSED			
PORT OF LA LÍNEA FACILITIES							
Licensee Zone						74.426,00	74.426,00
Marina						13.210,00	13.210,00
Remainder					19.169,00	107.865,00	127.034,00
TOTAL		**0,00**	**0,00**	**0,00**	**19.169,00**	**195.501,00**	**214.670,00**
CAMPAMENTO BASINS							
Zone I		63.515,00				44.188,00	107.703,00
Zone II (Detailed)		569.413,00		4.829,00	29.008,95		578.417,00
TOTAL		**632.928,00**	**0,00**	**4.829,00**	**29.008,95**	**44.188,00**	**686.120,00**
PRIVATE QUAYS							
Cepsa (pier)		27.330,00					27.330,00
Acerinox Europa, SAU		96.628,00	374	374			97.376,00
Endesa Generación, SA		188.369,50					188.369,50
TOTAL		**312.327,50**	**374,00**	**374,00**	**0,00**	**0,00**	**313.075,50**
TOTAL LAND AREAS		**2.229.647,43**	**42.253,70**	**5.203,00**	**472.861,06**	**1.641.918,70**	**4.334.976,44**

2. TECHNICAL SPECIFICATIONS OF THE PORT

2. TECHNICAL SPECIFICATIONS OF THE PORT

STORAGE AREAS

QUAY	DESIGNATION	STORAGE AREAS			ROADS	REST	TOTAL
		UNCOVERED	COVERED & OPEN	CLOSED			
PUBLIC							
PORT OF ALGECIRAS							
Fishing Dock		28.140,00		16.103,00			44.243,00
Auxiliary Boat Quay				1.520,00			1.520,00
Isla Verde Quay		90.614,00		723			91.337,00
Juan Carlos I Quay		124.941,00		5.356,00			130.297,00
PORT OF TARIFA							
Quay n° 3		2.376,00		3.643,00			6.019,00
Quay n° 2		3.851,00		467			4.318,00
Vehicle Park Area at the Embarking Zone		8.165,00					
TOTAL PUBLIC		**258.087,00**		**27.812,00**			**277.734,00**
PRIVATE							
PORT OF ALGECIRAS							
Isla Verde Quay	ALGECIRAS LOGISTIC SOLUCTIONS SL	798,00		514			1.312
Isla Verde Quay	PARTIDA GRUPAGE SL	659		2.293			2.952
Isla Verde Quay	AGRO MERCHANTS ALGECIRAS SL	1.726,00		8.213			9.939
Isla Verde Quay	MARÍTIMA DEL ESTRECHO SERVILOG SA	4.581,64		640			5.221,64
Isla Verde Quay	GAMERO Y FERRER, SL	622,00		2.255			2.877
Isla Verde Quay	MARCOTRAN TRANSPORTES INTERNACIONALES SL	374,52		2.774,80			3.149,32
Isla Verde Quay	AGRO MERCHANTS SPAIN SAU	535,44		1.452,56			1.988
Isla Verde Quay	COMPAÑÍA LOGÍSTICA DE HIDROCARBUROS SA	69.524					69.524
Isla Verde Quay	TOTAL TERMINAL INTERNATIONAL ALGECIRAS SA	300.119					300.119
Isla Verde Quay	EVOS ALGECIRAS SAU	134.715,85					134.715,85
Juan Carlos I Quay	SERTEGO SERVICIOS MEDIOAMBIENTALES SL	11.905					11.905
Muelle de Isla Verde	ALMACENAMIENTO, FRÍO Y LOGÍSTICA DEL SUR SL	3.100,70		3769,8			6.870,50
Muelle Juan Carlos I	APM TERMINALS ALGECIRAS SA	604.305					604.305
TOTAL PRIVATE		**1.132.966,15**		**21.912,16**			**1.154.878,31**
TOTAL STORAGE AREAS		**1.391.053,15**		**49.724,16**			**1.432.612,31**

2. TECHNICAL SPECIFICATIONS OF THE PORT



2. TECHNICAL SPECIFICATIONS OF THE PORT

BONDED WAREHOUSES

QUAY	DESIGNATION	STORAGE AREAS			ROADS	REST	TOTAL
		UNCOVERED	COVERED & OPEN	CLOSED			
Muelle de Isla Verde	GLOBAL LOGISTIC ALGECIRAS PORT, SL	2.678,84		2.951,16			4.430,00
Muelle de Isla Verde	CONSORCIO DE LA ZONA FRANCA DE CÁDIZ	3.547,00		6.098,00			9.645,00
TOTAL BONDED WAREHOUSES		**6.225,84**		**9.049,16**			**14.075,00**

TOTAL LAND AREAS, STORAGE AREAS AND BONDED WAREHOUSES	**3.594.852,92**	**42.253,70**	**63.976,32**	**472.861,06**	**1.641.918,70**	**5.781.663,75**

2.2.3 COLD STORAGES AND ICE FACTORIES

LOCATION	DESIGNATION	OWNER	AREA (SQM)	COMMENTS (PALLET)
PORT OF ALGECIRAS				
Isla Verde Quay	Cold storage	AMERICOLD ALGECIRAS, SL	13.000 m2	Capacity for 18.200 pallets
Isla Verde Quay	Cold storage	ALMACENAMIENTO FRÍO Y LOGÍSTICA DEL SUR, SL	3.000 m2	Capacity for 3.800 pallets
Isla Verde Quay	Cold storage	DEPÓSITO ADUANERO Y LOGÍSTICO SUR DE EUROPA, SL	15.000 m2	Capacity for 500 pallets
LOCATION	**DESIGNATION**	**OWNER**	**AREA (SQM)**	**STORAGE CAPACITY (M3)**
PORT OF TARIFA				
Quay n° 2	Ice factory	COFRADÍA DE PESCADORES		2

2. TECHNICAL SPECIFICATIONS OF THE PORT

2.2.4 PASSENGER TERMINALS

LOCATION	OWNER	TRAFFIC SERVED	GROUND FLOOR AREA (SQM)	TOTAL AREA (SQM)
PORT OF ALGECIRAS				
La Galera Basin	APBA	Ceuta y Tanger-Med	2	19.900
PORT OF TARIFA				
	APBA	Tánger Ciudad	2	2.116

2.2.5 FISHING FACILITIES

FACILITIES TYPE	LOCATION	AREA (SQM)
FISHING MARKETS	**PORT OF ALGECIRAS**	
	Fishing Dock	1.111,01
	PORT OF TARIFA	
	Quay n° 2	616
BUILDINGS	**PORT OF ALGECIRAS**	
	Fishing Dock	6.799,10
	PORT OF TARIFA	
	Fishing Dock	2.626,07

2.2.6 BUILDINGS AND OTHER FACILITIES FOR PUBLIC USE

LOCATION	OWNER	USES	SPECIFICATIONS
Campamento Port Facility	APBA	Ministry of Interior. Immigrant reception center (CATE). Warehouses A-1 and A-2	3.534,6 sqm
Llano Amarillo	APBA	Town Council of Algeciras: Llano Amarillo Car-Park Lot	10.160 sqm
Llano Amarillo	APBA	Cadiz University. Llano Amarillo Parcel for university facilities	1.481,45 sqm
La Galera Quay	APBA	Guard House	1 planta - 32 sqm
La Galera Quay	APBA	Sub-station	1 planta - 38 sqm
La Galera Quay	APBA	National Police Force: La Galera Pre-Embarkment Vehicle Control Point	1.564,02 sqm
La Galera Quay	APBA	Civil Guard: La Galera Pre-Embarkment Vehicle Control Point	1.215,91 sqm
La Galera Quay	APBA	National Police-Occupation at the Algeciras Passenger Terminal	637,12 sqm
La Galera Quay	APBA	Civil Guard-Occupation at the Algeciras Passenger Terminal	564,78 sqm
La Galera Quay	APBA	Customs Office-Occupation at the Algeciras Passenger Terminal	549,84 sqm
La Galera Quay	APBA	Oceanographic-Tide gauge Spanish Institute, tide measuring	51,8 sqm
La Galera Quay	APBA	OPE Healthcare Building (Civil Guard, Andalusian Health Service, Spanish Red Cross, Consulate of Morocco and Mohamed I Foundation)	1 planta - 620,94 sqm edificio y 191,67 sqm exterior
La Galera Quay	APBA	Civil Guard, National Police and Morrocan Police shared facilities. Premises F-18 and F-19 at the Algeciras Passenger Terminal	1 planta - 64 sqm
La Galera Quay	MINISTERIO DE FOMENTO	AENA. Heliport at the Algeciras Passenger Terminal	3.402 sqm
Isla Verde Quay	APBA	Town Council of Algeciras. Exterior plot Isla Verde. EDAR	12.943 sqm

(continued on next page)

LOCATION	OWNER	USES	SPECIFICATIONS
Isla Verde Quay	APBA	Commonwealth of Municipalities of the Campo de Gibraltar. Exterior plot Isla Verde. EDAR	26.217 sqm
Isla Verde Quay	APBA	Civil Guard-South access control	1 planta - 16,61 sqm
Isla Verde Quay	APBA	Civil Guard-Varadero	2.846,03 sqm
Auxiliary Vessel Quay	APBA	Module 2 - Civil Guard-Maritime Service	310 sqm
Auxiliary Vessel Quay	APBA	Module 3 (Premises 2 - Office 2). Customs Surveillance Service	144 sqm
Juan Carlos I Quay	APBA	Cargo Frontier Inspection Point Facility	4 edificios - 7.480 sqm
Juan Carlos I Quay	APBA	Container Inspection	2.692,00 sqm
Juan Carlos I Quay	APBA	Customs, Border Human Animal & Plant Health and SOIVRE: Border Inspection Point	2 plantas - 5.531,83 sqm
Juan Carlos I Quay	APBA	Inland Revenue Service, CSI & Megaport	Nave - 2.163,89 sqm
Fishing Dock	APBA	Sub-stations	1 planta - 50 sqm
Fishing Dock	APBA	Sub-stations	1 planta - 60 sqm
Marina El Saladillo	APBA	Environmental Department, Regional Government - CREMA	2.700 sqm
Marina El Saladillo	APBA	Maritime Salvage and Safety Society-Prefab. Module Saladillo	15 sqm
Punta de San García	APBA	Algeciras City Council-Punta San García plot. Centenario park	63.371 sqm
Port of la Linea	EXCMO. AYUNTAMIENTO DE LA LÍNEA DE LA CONCEPCIÓN	Sea Wall Warehouse of Port of la Linea	995 sqm
Port of Tarifa	APBA	Oceanographic-Tide gauge Spanish Institute, tide measuring	51,8 sqm
Port of Tarifa	APBA	National Geographic Institute-Concrete and rack cabinet at the Tarifa tide gauge facilitity	1 sqm

2. TECHNICAL SPECIFICATIONS OF THE PORT

LOCATION	OWNER	USES	SPECIFICATIONS
Port of Tarifa	APBA	National Police- Control Access and Tarifa Passenger Terminal	225,76 sqm
Port of Tarifa	APBA	Civil Guard-Control Access and Tarifa Passenger Terminal	374,79 sqm
Port of Tarifa	APBA	Custom Office-Tarifa Passenger Terminal	72,41 sqm
Port of Tarifa	APBA	National Police-Tarifa Passenger Terminal	26,63 sqm
Port of Tarifa	APBA	Civil Guard-Tarifa Passenger Terminal. Top floor	17,25 sqm
Port of Tarifa	APBA	Maritime Rescue & Safety Service. Premise in building in Sagrado Corazón Quay of Tarifa	37,07
Port of Tarifa	APBA	Ministry of Development. Premise number 3 Tarifa Viewpoint, Maritime district	106,8 sqm
Supplementary Service Zone	APBA	Ministry of Development. State Salvage & Sea Rescue Institute. APBA. CCS Tower	18 plantas - 721 sqm
Supplementary Service Zone	APBA	Andalusian Department of Agriculture, Fisheries & Food. Offices	3 plantas - 883 sqm
Supplementary Service Zone	APBA	Inland Revenue Service. Offices & Housing	3 plantas - 1.221 sqm
Supplementary Service Zone	APBA	Naval Command (Offices & Housing)	3 plantas - 865 sqm
Supplementary Service Zone	APBA	Ministry of Development. Merchant Navy Harbour Master's Office	3 plantas - 1.727 sqm
Supplementary Service Zone	APBA	SAGEP - Port Education Centre	1 planta - 1.018 sqm
Supplementary Service Zone	APBA	SAGEP - Millán Picazo Auditorium	316 sqm
Supplementary Service Zone	APBA	Sub-station	1 planta - 40,00 sqm
Supplementary Service Zone	APBA	Store	1 planta - 108 sqm

2. TECHNICAL SPECIFICATIONS OF THE PORT

2. TECHNICAL SPECIFICATIONS OF THE PORT

2.2.7 BREAKWATERS

LOCATION	SECTION	LENGTH (M)	TOTAL LENGTH	DRAUGHT	DEPTH	COMMENTS	BUILD
PORT OF ALGECIRAS							
Ingeniero Castor Rodríguez del Valle Breakwater	Section 2ª	309		-11,80	-18 a -32	Berthable from interior	Floating reinforced caissons on quarry fill
	Section 3ª	318		-14,80	-31 a -32	Berthable from interior	Floating reinforced caissons on quarry fill
	Section 4º	479	1106	-19,80	-27 a -32	Berthable from interior	Floating reinforced caissons on quarry fill
Vertical Breakwater		2020	2020	-25 a 32,50	-32 a -42	Berthable from interior	Floating reinforced caissons on quarry fill
South Breakwater		272	272		-4 a -7	Berthable from interior	Vertical wall of blocks
Saladillo Sea Wall (Exterior)	Section 1º	200			-1 a -4		Layer of riprap
	Section 2º	180	380		-4 a -11		Layer of riprap and acrop
Saladillo Sea Wall (Interior)		213	213		-4	Berthable from interior	Floating reinforced concrette caissons on quarry fill
PORT OF LA LINEA							
Breakwater		1610	1610		0 a -6,50		All-in-one core and double core of riprap
Sea Wall		459			0 a -4		All-in-one core and riprap
Sea Wall T-Dock Extension		41	500		-4		All-in-one core and riprap
PORT OF TARIFA							
Sagrado Corazón Breakwater	Section 1º	258		-5	0 a -5	Berthable from interior	Vertical wall of blocks with riprap and block protection
	Section 2º	252	510	-5 a -8	-5 a -8	Berthable from interior	Vertical wall of blocks with riprap and block protection
Sea Wall		400	400	-3 a -4	0 a -4	Berthable from interior	Vertical wall of blocks with riprap protection
Esplanade		180	180		-7 a +1		Sea-bund with all-in-one and layer of riprap

2.2.8 CHART OF LIGHTHOUSES AND BEACONS

Layout of Port of Algeciras Bay Authority controlled lighthouses

1

Camarinal lighthouse

2

Punta Paloma lighthouse

3

Tarifa lighthouse

4

Punta Carnero lighthouse

5

Carbonera lighthouse

Layout of Bay of Algeciras entry ligthouses

Layout of Bay of Algeciras marking system

Layout of La Linea Port marking system

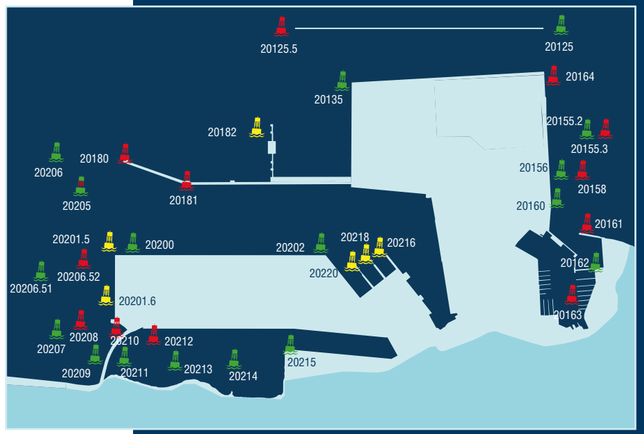

Layout of Algeciras Port marking system

Layout of Tarifa Port and island marking system

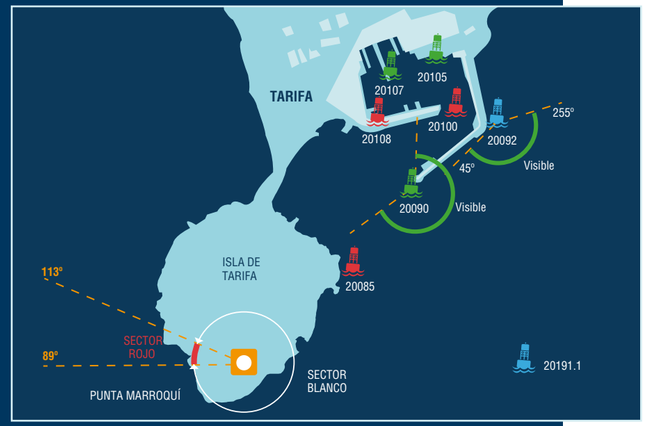

Layout of APBA controlled tuna fishery and fish-farm marking system

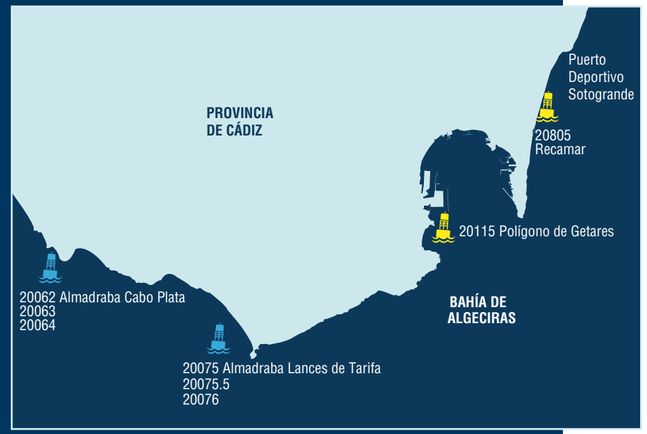

2. TECHNICAL SPECIFICATIONS OF THE PORT

2. TECHNICAL SPECIFICATIONS OF THE PORT

2.2.9 LIST OF LIGHTHOUSES AND BEACONS

LIGHTHOUSE LOG N°	NAME AND POSITION	COLOUR	LIGTH AND ACOUSTIC SPECIFICATIONS	RANGE (MILLES)
Camarinal Lighthouse				
20.065	Latitude 36°º 05,4' N Longitude 05°º 48,6' W	White	Groups of 2 concealments 5 seg	13
Punta Paloma Lighthouse				
20.070	Latitude 36°º 03,9' N Longitude 05°º 43,1' W	White	White tower Concealment 5 s Red sector between 340° y 010°º	White 10 Red 7
Tarifa Lighthouse				
20.080	At the Southern End De las Palomas Island Latitude 36°º 00,1' N Longitude 05°º 36,6' W	White and red over Bajo de los Cabezos	White tower Group of 3 flashes in10 s Red sector over Bajo de los Cabezos Between 089° and 113° RADIOBEACON DGPS RACON	White 22 Red 18
Punta Carnero Lighthouse				
20.110	Latitude 36°º 04,6' N Longitude 05°º 25,6' W	White and Red	Tower made of cut sandstone Sector lighting Red: from 325° to 018° over La Perla and Las Bajas ground floors White: remaining horizon Groups of 4 flashes in 20	White 16 Red 13
Carbonera Lighthouse				
20.820	Latitude 36°º 14,7' N Longitude 05°º 18'0 W	White	White tower Concealment 4 seg	14

LIGHTHOUSE LOG N°	NAME AND POSITION	COLOUR	LIGTH AND ACOUSTIC SPECIFICATIONS	RANGE (MILLES)
PORT OF ALGECIRAS				
Isla Verde Quay				
North Quay				
20.180	North Quay-end	Red	1 flash in 5 s red cylindrical tower	7
20.181	North Quay-change of alignment	Red	Clusters of 2 flashes per 7 seconds red cylindrical tower visible from 003°- 203°	3
Isla Verde Exterior basin				
20.135	East Quay-north end (fork)	Green	Clusters of 2 + 1 flashes per 12 seconds green cylindrical tower with red hoops visible from 094° - 349°	3
20.125.5	Vertical Breakwater - northend	Red	Clusters of 2 concealments per 6 seconds visible from 014° - 000°	5
20.125	Vertical Breakwater - southend	Green	6-second concealments visible from 180°- 169°	5
20.130	East Quay - south end (fork)	Red	6-second concealments visible from 194° - 090°	3
Juan Carlos I Quay				
20.200	NE end	Green	Concealments in 5 s Green cylindrical tower	3
20.201.5	NE buoy	Amber	Flashes 5 s Cruz de San Andres limit line	1
20.201.6	N buoy	Amber	Flashes 5 s Cruz de San Andres limit line	1
20.202	SE angle	Green	Groups of 2 concealments in 5 s Green cylindrical tower	1
20.205	Bifurcation buoy	Green	Groups of 2+1 flashes in 10 s Green trestle with red line	5

(continued on next page)

LIGHTHOUSE LOG N°	NAME AND POSITION	COLOUR	LIGTH AND ACOUSTIC SPECIFICATIONS	RANGE (MILLES)
Access to Fishing Dock				
20.206	1st Starboard Buoy Access to Fishing Dock	Green	Flashes in 5 s Green conical	5
20.206.51	Buoy nº3	Green	Groups of 2 flashes in 7 s Green conical	3
20.206.52	Buoy nº4	Red	Groups of 2 flashes in 7 s Red cylindrical	3
20.207	Buoy nº5	Green	Groups of 3 flashes in 9 s Green conical	3
20.208	Buoy nº6	Red	Groups of 3 flashes in 9 s Red cylindrical	3
20.209	Buoy nº7	Green	Groups of 4 flashes in 11 s Green conical	3
20.210	Buoy nº8	Red	Groups of 4 flashes in 11 s Red cylindrical	3
20.210.5	Bridge deck	White	Isophase in 4 s Best way under the bridge	1
20.211	Buoy nº9	Green	Flashes Green conical	1
20.212	Buoy nº10	Red	Flashes Red cylindrical	1
20.213	Buoy nº11	Green	Groups of 2 flashes in 7 s Green conical	1
20.214	Buoy nº13	Green	Groups of 3 flashes in 9 s Green conical	1
Fishing Dock				
20.215	Muelle de Ribera. Ang.	Green	Groups of 4 flashes in 11 s Green tower	1

LIGHTHOUSE LOG N°	NAME AND POSITION	COLOUR	LIGTH AND ACOUSTIC SPECIFICATIONS	RANGE (MILLES)
La Galerilla Dock				
20.216	S. Ext. dock	Amber	Groups of 5 flashes in 20 s Cruz de San Andres limit line	1
20.218	Ext. central dock	Amber	Groups of 4 flashes in 12 s Cruz de San Andres limit line	1
20.220	N. Ext. dock	Amber	Flashes 5 s Cruz de San Andres limit line	1
Saladillo Basin				
20.155.2	Er1 buoy	Green	Flashing Green conical trestle	5
20.155.3	Br1 buoy	Red	Centelleante Red cylindrical trestle	5
20.156	Buoy nº3	Green	Groups of 2 flashes in 7 s Green conical	3
20.158	Buoy nº4	Red	Groups of 2 flashes in 7 s Red cylindrical	3
20.160	Buoy nº5	Green	Groups of 3 flashes in 9 s Green conical	3
20.161	Buoy nº6	Red	Groups of 3 flashes in 9 s Red cylindrical	3
20.162	Ext. breakwater	Green	Groups of 4 flashes in 11 s Metal lattice structure	1
20.163	Ext. inner groyne	Red	Groups of 4 flashes in 11 s Red column	1
Buoys in The Bay of Algeciras				
20.112	ODAS protection buoy	White	Groups of 3 flashes in 10 s "Cardinal E" limit line	3
20.120	Mar de Isidro buoy	White	Groups of 2 flashes in 7 s Single danger limit sign	3
20.165	Recalada buoy	White	Mo (A) in 15 s Red trestle with white lines	7

(continued on next page)

LIGHTHOUSE LOG N°	NAME AND POSITION	COLOUR	LIGTH AND ACOUSTIC SPECIFICATIONS	RANGE (MILLES)
EVOS in The Bay of Algeciras				
20.182	EVOS dock	Amber	Flashes. Yellow cylindrical pole Special Brand Cruz de San Andres Special limit line	3
AID to Virtual Navigation				
20.111-AIS	Bajos de la Perla y las Bajas	-	Cardinal Este AtoN virtual MMSI 9992246044 Position: 36º03,256'N 05º25,059'O	-
PORT OF TARIFA				
20.085	Tarifa island. E side	Red	Single flashes in 5 s Red parallelepiped	5
20.090	S.C de Jesús breakwater. Extr	Green	Single flashes in 5 s Green lattice structure. Vis 180°- 069°	5
20.092	S.C de Jesús breakwater. Ang	White	Groups of 3 flashes in 10 s Cardinal E. Vis 255°- 045°	3
20.100	N 1. quay Ang	Red	Groups of 2 flashes in 7 s Red lantern over white booth	1
20.105	Ro-ro quay	Green	Groups of 2 flashes in 7 s Green column	1
20.107	Inner groyne. Extr.	Green	Groups of 2+1 flashes in 11 s Green column red stripe Main canal	1
20.108	Shipyard groyne. Extr	Red	Groups of 3 flashes in 9 s Red column	1
20.109.1	ODAS protection buoy	White	Groups of 6 flashes + 1 Long in 10 s Cardinal S	3
LA LINEA PORT FACILITIES				
20.374	Breakwater	Green	Flashes in 5 s Green turret	5
20.384	Puerto Chico	Red	Flashes in 5 s Red turret	3

2. TECHNICAL SPECIFICATIONS OF THE PORT

LIGHTHOUSE LOG N°	NAME AND POSITION	COLOUR	LIGTH AND ACOUSTIC SPECIFICATIONS	RANGE (MILLES)
Port of La Alcaidesa				
20.380	N. levelled area Extr. N	Green	Clusters of 2 + 1 flashes in 11 s	1
20.381	Central groyne	Green	Clusters of 3 flashes in 9 s	1
20.382	N. levelled area Extr. S	Red	Clusters of 2 flashes in 7 s	1
20.383	Harbour Master Office dock	Green	Clusters of 2 flashes in 7 s	3
ACERINOX				
20.260	Buoy	White	Groups of 3 flashes in 5 s Cardinal E.	3
20.265	010° y 336° alingment Previour	Red	Flashing 1 s Red column white stripes	3
20.266	010° alingment After	Green	Isophase 2 s Green column white stripes	3
20.267	336° alingment After	Red	Isophase 2 s Red column white stripes	3
20.270	Poniente groyne angle	Red	Flashing 5 s Red pyramidal trunk-like turret	3
20.280	Levante Quay breakwater End	Green	Flashing 5 s Green pyramidal trunk-like turret	1
Endesa Generación				
20.283	W end dock	Green	Groups of 4 flashes in 11 s Green column over white base	5
20.284	E angle end dock	White	Groups Fast 6 + 1 Long flash in 10 s. Cylindrical column Cardinal S limit line	1
Gas natural				
20.289	Power station. Buoy	White	Groups of 6 flases plus one long flash in 15 s Cardinal S limit line	1

(continued on next page)

LIGHTHOUSE LOG N°	NAME AND POSITION	COLOUR	LIGTH AND ACOUSTIC SPECIFICATIONS	RANGE (MILLES)
Cepsa Refinery				
20.290	Unloading buoy	Amber	Groups of 4 flashes 15 s Special mark. Yellow support	5
Lights over hoses				
20.290 Obs	Hose at 70, 140, 210 and 280 m	Amber	4 special flashing lights Yellow support	1
20.300	Start beacon	Amber	Groups of 4 flashes 15 s Special mark. Yellow support	3
20.308	W side Buoy Dock (-10m)	Red	Groups of 3 flashes 15 s Red cylindrical	1
20.309	E side Buoy Dock (-10m)	Red	Groups of 3 flashes 15 s Red cylindrical	1
20.320	W end dock	Green	Groups of 3 flashes 10 s Green post	5
20.330	E end dock	Red	Groups of 2 flashes 10 s Red support	5
Agencia Andaluza del Agua				
20.350	W Duque de Alba	Green	Flashes 3 s Metallic column	3
20.360	E Duque de Alba	Red	flashes in 3 s Metallic column	3
CAMPAMENTO				
20.365	Campamento Dock Br. buoy	Red	Flashing Red cylindrical	3
20365.1	Darsena Dock Er.	Green	Flashing Green post	1
20.370	S angle Crinavis	Green	Groups of 3 flashes 9 s Green support	3
20.370.5	E end quay	Green	Flashing Green post	3
20.370.6	W end quay	Green	Flashing Green post	3

LIGHTHOUSE LOG N°	NAME AND POSITION	COLOUR	LIGTH AND ACOUSTIC SPECIFICATIONS	RANGE (MILLES)
Port of La Atunara				
20.795	Ext breakwater	Green	Groups of 3 flashes 9 s	5
20795.1	Breakwater. Ext.	White	Groups of 3 flashes 10 s	3
20795.2	Breakwater Inner groyne. Extr.	Green	Groups of 4 flashes 8 s	1
20798	Breakwater Ext. Vertical Breakwater	Red	Groups of 3 flashes 9 s	3
20800	Ext. breakwater	Red	Groups of 4 flashes 11 s	1
Port ofSotogrande				
20.840	South end breakwater	Green	Groups of 2 flashes in 10 s Green tower	5
20.842	North end breakwater	White	Groups of 3 flashes in 10 s Cardinal E post	4
20.844	Harbour Master Office dock	Green	Groups of 3 flashes in 15 s	1
20.846	Ext. breakwater	Red	Groups of 3 flashes in 15 s	1
20.848	Anti-sand groyne in the water	Red	Groups of 2 flashes in 8 s	3
Tuna Fishery and Fish farm				
20.062	Cabo de Plata fishing net W 1	White	Groups of 9 flashes in 10 s Cardinal W	3
20.063	Cabo de Plata fishing net W 2	White	Groups of 9 flashes in 10 s Cardinal W	3
20.064	Cabo de Plata fishing net S	White	Groups of 6 flashes + long flash in 10 s Cardinal S	3

(continued on next page)

2. TECHNICAL SPECIFICATIONS OF THE PORT

LIGHTHOUSE LOG N°	NAME AND POSITION	COLOUR	LIGTH AND ACOUSTIC SPECIFICATIONS	RANGE (MILLES)
20.075	Lances fishing net, Tarifa NW buoy	White	Groups of 9 flashes in 10 s Cardinal W	3
20.075.5	Lances fishing net, Tarifa SW buoy	White	Groups of 9 flashes in 10 s Cardinal W	3
20.076	Lances fishing net, Tarifa S buoy	White	Groups of 6 flashes + 1 long flash in 10 s Cardinal S	3
20.115.1 20.115.2	Mussel cult. cage polygone. Getares Bay (Mejillones de Andalucia)	Amber	Groups of 4 flashes in 10 s 2 identical synchronized buoys Cruz de S. Andres special mc	3
20.115.4 20.115.5	Mussel cult. cage polygone. Getares Bay (Mejillones Mar del Sur)	Amber	Groups of 4 flashes in 10 s 2 identical synchronized buoys Cruz de S. Andres special mc	3
20805.1 20805.4 20805.5 20805.6	Fish farming RECAMAR	Amber	Flases in 5 s With yellow pillar Yellow cross limit mark	3
20805.8	Beacon reinforcement RECAMAR sea farm at Buoy E	White	Position: 36º 11.889'N 05º18.469'O	3

LIGHTHOUSE LOG N°	NAME AND POSITION	COLOUR	LIGTH AND ACOUSTIC SPECIFICATIONS	RANGE (MILLES)
Beacon of Guadarranque River				
20.286	Buoy	Amber	Groups of 6 + 1 long flash in 10 s	1
20.287.2	W end Barrier	Amber	Flashing 5 s	1
20.287.3	Center Barrier	Amber	Flashing 5 s	1
20.287.4	E end Barrier	Amber	Flashing 5 s	1
Beacon of Cernaval Facilities				
20340	Buoy No 1	Green with wide red stripe	Groups of 2 flashes m·s long flash in 10 s	3
20361.1	Buoy No 2	Yellow	Groups of 4 flashes in 11 s	1
20361.3	Buoy No 3	Yellow	Groups of 4 flashes in 11 s	1
20362	N end dock Campamento	Green	Flashing Green post	1

2. TECHNICAL SPECIFICATIONS OF THE PORT

2. TECHNICAL SPECIFICATIONS OF THE PORT

2.3 PORT SERVICES

No data

2.4 SHIP FACILITIES

2.4.1 DOCKS

2.4.1.1 DRY DOCKS

LOCATION	OWNER	LENGTH (M)	BEAM (M)	LOW WATER DATUM (M)	CAPACITY (TM)
CAMPAMENTO DRY DOCK	Cernaval, SA	384	50	7	-

2.4.1.2 FLOATING QUAYS

OWNER	LENGTH	BEAM	MAXIMUM DEPTH (TM)	LIFTING POWER (TM)	YEAR BUILT
CERNAVAL, SA	230,00	45,00	7,50	35000,00	2006

2.4.2 SLIPWAYS

LOCATION	OWNER	N° OF EQUAL RAMPS	RAMP LENGHT (M)	WIDTH (M)	SLOPE %	END DRAUGHT (M)	MAX. SHIP TONNAGE
ALGECIRAS							
Isla Verde Quay - Saladillo Basin	Astillero y Varadero El Rodeo Isla Verde	1,00	187,50	8,00	5,00	4,50	500,00
Isla Verde Quay - Saladillo Basin	Astillero y Varadero El Rodeo Isla Verde	1,00	187,50	8,00	5,00	4,50	300,00
Isla Verde Quay - Saladillo Basin	Astillero y Varadero El Rodeo Isla Verde	1,00	214,00	10,00	5,00	5,50	1000,00
Travelift Pit - Saladillo Basin	Astillero y Varadero El Rodeo Isla Verde	---	---	8,00	---	5,00	100,00
TARIFA							
Fishing Market -Travelift Pit	Varadero Cofradía de Pescadores de Tarifa	---	---	7,10	---	4,50	100,00

2. TECHNICAL SPECIFICATIONS OF THE PORT

2.4.3 SHIPYARDS

LOCATION	OWNER	N° OF SLIPS	SLIP LENGTH (M)	SLIPS WIDTH (M)
No data	No data			

2.4.4 SHIP SUPPLY FACILITIES

TYPE OF SUPPLY	LOCATION	TYPE OF SUPPLY	OUTLER FLOW / HOUR	QUAY FLOW / HOUR	SUPPLIER
Liquid Fuels					
Fuel-oil pesado nº1	North dock	2	200 Tm	200 Tm	EXOLUM
Gasóleo B		2	250 Tm	250 Tm	
Gasóleo B	Supporting vessels dock	2			REPSOL SA
Gasóleo B	Fishing dock Algeciras	1			CEPSA COMERCIAL PETRÓLEOS SA
Gasóleo B	Fishing dock Tarifa	2			CEPSA COMERCIAL PETRÓLEOS SA
Gasóleo A y Gasolina sin plomo	North dock	45	30 Tm	180 Tm	APBA
Fuelóleo, gasóleo y gasolina	Isla Verde Exterior Quay				EVOS ALGECIRAS SAU
Water Supply					
	North dock	31	30 Tm	180 Tm	APBA
	Príncipe Felipe dock	9	30 Tm	90 TM	APBA
	Galera dock	17	30 Tm	180 Tm	APBA
	Ribera dock	9	30 Tm	90 TM	APBA
	Backside dock	3	30 Tm	90 TM	APBA
	Juan Carlos I East quay	23	30 Tm	180 Tm	APBA
	Juan Carlos I South quay	6	30 Tm	90 TM	APBA
	Juan Carlos I North quay	8	30 Tm	90 TM	APBA
	Isla Verde Interior quay	17	30 Tm	180 Tm	APBA

(continued on next page)

2. TECHNICAL SPECIFICATIONS OF THE PORT

TYPE OF SUPPLY	LOCATION	TYPE OF SUPPLY	OUTLER FLOW / HOUR	QUAY FLOW / HOUR	SUPPLIER
Liquid Fuels					
	Isla Verde Exterior East quay	13	30 Tm	180 Tm	APBA
	Isla Verde Exterior North quay	12	30 Tm	180 Tm	APBA
	Auxiliary and Fishing boats dock	29	30 Tm	180 Tm	APBA
	Tarifa ferries berths	4	30 Tm	90 Tm	APBA
	Campamento docks	5	30 Tm	90 Tm	CERNAVAL SL
	Vertical Breakwater	8	30 Tm	90 Tm	APBA
Electric Power					
	Backside dock (400/230 v)	3	34,92 kwh	104,76 Kwh	APBA
	Cold store dock (400 v)	2	13,8 Kwh	27,6 Kwh	APBA
	Supporting vessels (400/230 v)	5	34,92 kwh	174,60 Kwh	APBA
	Supporting vessels (400/230 v)	23	17,74 kwh	408,02 Kwh	APBA
	Sagrado Corazon Breakwater Tarifa (400 v)	2	17,3 Kwh	34,6 Kwh	APBA
	Vertical Breakwater (400/230 v)	8	212 kWh	1662 kWh	APBA

2. TECHNICAL SPECIFICATIONS OF THE PORT

2. TECHNICAL SPECIFICATIONS OF THE PORT

2.5 DOCKSIDE CARGO HANDLING EQUIPMENT

2.5.1 CRANES

2.5.1.1 QUAYSIDE CRANES

LOCATION	OWNER	N °	TYPE	MAKE	POWER TYPE	CHARACTERISTICS			NORMAL YIELD (CONTAINERS)	YEAR BUILT
						S.W.L. (TM)	REACH M	HEIGTH ABOVE HEIGTH ABOVE M		
PORT AUTHORITY QUAYS										
Isla Verde exterior Quay	TTI Algeciras SAU	5	Container	ZPMC	20 KV	50/65/100	65	43	27/30	2009
Isla Verde exterior Quay	TTI Algeciras SAU	3	Container	ZPMC	20 KV	50/65/100	68	52	27/30	2009
Juan Carlos I Quay	APM Terminals Algeciras	3	Container	Paceco España	20 KV	45/61/57	59	36	25/27	2000
Juan Carlos I Quay	APM Terminals Algeciras	3	Container	ZPMC	20 KV	45/65/70	59,7	40	27/30	2002
Juan Carlos I Quay	APM Terminals Algeciras	2	Container	ZPMC	20 KV	45/65/70	63,5	41	27/30	2006
Juan Carlos I Quay	APM Terminals Algeciras	2	Container	ZPMC	20 KV	45/65/70	63,5	49,8	27/30	2008
Juan Carlos I Quay	APM Terminals Algeciras	2	Container	ZPMC	20 KV	45/65/70	63,5	68,6	27/30	2009
Juan Carlos I Quay	APM Terminals Algeciras	4	Container	ZPMC	20 KV	45/65/70	72	52,5	27/30	2014
Juan Carlos I Quay	APM Terminals Algeciras	3	Container	ZPMC	20 KV	45/65/70	67	68,6	27/30	2018
PRIVATE QUAYS										
Acerinox Facility	Acerinox, SA	2	Gantry	T. Urbasa	380 v	25	25	25-24	300	1976-8
Endesa Puertos Facility	Endesa Generación, SL	1	Gantry	Duro-Felguera	6000 v	50	42	44	2.250	1984

2. TECHNICAL SPECIFICATIONS OF THE PORT

2.5.1.2 MOBILE CRANES

LOCATION	OWNER	N °	TYPE	MAKE	POWER TYPE	CHARACTERISTICS		NORMAL YIELD (CONTAINERS)	YEAR BUILT
						S.W.L. (TM)	REACH M		
Juan Carlos I Quay	APM Terminals Algeciras	10	RTG	ZPMC	Diesel Electric	61	18,1	0	2000/2001
Juan Carlos I Quay	APM Terminals Algeciras	6	RTG	ZPMC	Diesel Electric	61	18,1	0	2005
Juan Carlos I Quay	APM Terminals Algeciras	20	RTG	ZPMC	Diesel Electric	61	18,1	0	2006
Juan Carlos I Quay	APM Terminals Algeciras	4	RTG	ZPMC	Diesel Electric	61	18,1	0	2007
Juan Carlos I Quay	APM Terminals Algeciras	4	RTG	NOELL	Diesel Electric	61	18,1	0	2009
Juan Carlos I Quay	APM Terminals Algeciras	12	RTG	KONE	Diesel Electric	41	18,1	0	2016
Isla Verde exterior Quay	TTI Algeciras, SAU	32	ASC	ZPMC	Electric	40	18	0	2009
Isla Verde exterior Quay	TTI Algeciras, SAU	22	Shuttle Carrier	KALMAR	Diesel	50	---	---	2013
Acerinox Facility	Acerinox, SA	1	LHM-320	LIEBHERR	Diesel Electric	104	43	0	1999

2. TECHNICAL SPECIFICATIONS OF THE PORT

2.5.1.3 CRANES. SUMMARY

TYPE	PUBLIC	PRIVATE	TOTAL
PORTAINERS			
GANTRY CRANES			
Under 6 tons	0	0	0
From 7 to 12 tons	0	0	0
From 13 to 16 tons	0	0	0
16 tons and above	0	3	3
Other (Portainers)	0	27	27
TOTAL GANTRY CRANES	**0**	**30**	**30**
TRANSTAINERS	**0**	**120**	**120**
OTHER CRANES	**0**	**0**	**0**
TOTAL	**0**	**150**	**150**

2. TECHNICAL SPECIFICATIONS OF THE PORT

2. TECHNICAL SPECIFICATIONS OF THE PORT

2.5.2 SPECIAL LOADING AND UNLOADING FACILITIES

LOCATION	OWNER	YEAR BUILT	CHARACTERISTICS
"Gibraltar" Oil Refinery Pier	Cía. Española de Petroleos, SA (CEPSA)	1966	20 hydraulically-articulated loading/unloading arms with pipelines to storage tanks; 6 manually-articulated loading/unloading arms. Installation can be used for any Refinery product. facility capacity dependent on pumping capacity of tankerships. Maximum admitted pipe pressure: 150lb/inch.
Bay of Algeciras	Cía. Española de Petróleos, SA (CEPSA)	1976	Sea island to unload crude from VLCCs, etc.
Acerinox Facilities	Acerinox	1970	250-linear-metre quay with two gantry cranes for unloading raw materials (scrap) and loading manufactured goods
Duques de Alba de Puente Mayorga	Dirección General de la Cuenca Mediterránea Andaluza	1981	2 x 12-inch water-loading points. Flow: 5760 Tm/h.
Endesa-Puertos facility	Endesa Generación, SL	1984	1 x 1,500 Tm/h (max) continuous loading gantry crane. 1 line of 4,500 Tm/h (max) conveyor belts for unloading. 1line of 1,500 Tm/h (max) conveyor belts for loading.
Ingeniero Castor Rodríguez del Valle breakwater	Compañía Logística de Hidrocarburos CLH, SA / EXOLUM	2012	3 refuelling/defuelling pipes, each with a 750 MT/h capacity.
Dique de Abrigo Ingeniero Castor Rodríguez del Valle	Compañía Logística de Hidrocarburos CLH, SA / EXOLUM	2012	3 10-inch refuelling/defuelling folding arms connecting with 4 pipes for IFO and Gasoil. 8Kg/csqm maximum working pressure and a 3,000 MT/h flow.
Isla Verde exterior Quay	EVOS ALGECIRAS	2013	Hub Distribution. Petrol product storing facilities: 22 tanks ranging from 2,000 to 40,000 cubic metres. Dock (25 metres in draught) providing access to vessels (2) and barges (2).

2.5.3 RAILWAY ROLLING STOCK

OWNER	TYPE	N °	POWER TYPE	HAULAGE OR LOAD CAPACITY (TONS)	GAUGE	YEAR BUILT
Railway rolling stock is not available						

2.5.4 AUXILIARY CARGO HANDLING AND TRANSPORT EQUIPMENT

TYPE OF EQUIPMENT	OWNER	N °	TYPE	CHARACTERISTICS
Reach-stacker (*)	Marítima del Estrecho Servilog, S.L.U.	2	Diesel oil	40 Tm
Fork-lift	Marítima del Estrecho Servilog, S.L.U.	1	Diesel oil	2 Tm
Fork-lift	Marítima del Estrecho Servilog, S.L.U.	3	Diesel oil	2,5 Tm
Fork-lift		2	Diesel oil	3 Tm
Fork-lift	Marítima del Estrecho Servilog, S.L.U.	2	Diesel oil	8 Tm
Empty Handlers	APM Terminals Algeciras	4	Diesel oil	16 Tm
Reach Stakers	APM Terminals Algeciras	2	Diesel oil	45 Tm
Reach Stakers	TTI Algeciras, S.A.U.	3	Diesel oil	42 Tm
Tractor heads	Marítima del Estrecho Servilog, S.LU.	3	Diesel oil	30 Tm
Tractor heads	APM Terminals Algeciras	116	Diesel oil	-
Tractor heads	TTI Algeciras, S.A.U.	4	Diesel oil	-
Trailers	APM Terminals Algeciras	65	-	40 Tm
Trailers	Marítima del Estrecho Servilog, S.L.U.	48	-	25 Tm
Trailers	APM Terminals Algeciras	141	-	65-75 Tm
Trailers	TTI Algeciras S.A.U.	12	-	60 Tm
(*).- With hydraulic spreader, adaptable to 20.35 or 40 feet				

2. TECHNICAL SPECIFICATIONS OF THE PORT

2.5.5 OTHER AUXILIARY EQUIPMENT

TYPE OF EQUIPMENT	OWNER	N °	TYPE	CHARACTERISTICS
Hydraulic gangways for passengers	Port Authority (Passenger Terminal)	2	Electrical	Length = 25,7 m Horizontal outreach = 3,8 m Height over MLW. = 11,5 m
Hydraulic gangways for passengers	Port Authority (Passenger Terminal)	2	Electrical	Length = 20 m Horizontal outreach = 3,4 m Height over MLW. = 11,5 m
Hydraulic gangways for passengers	Port Authority (Passenger Terminal)	1	Electrical	Length = 21 m Horizontal outreach = 5,4 m Height over MLW. = 12 m
Hydraulic gangways for passengers	Port Authority (Passenger Terminal)	1	Electrical	Length = 21 m Horizontal outreach = 5,4 m Height over MLW. = 13 m
Hydraulic gangways for passengers	Port Authority (Passenger Terminal)	1	Electrical	Length = 6 m Horizontal outreach = 6,40 m Height over MLW. = 12,4 m
Hydraulic gangways for passengers	Port Authority (Passenger Terminal)	1	Electrical	Length = 25 m Horizontal outreach = 9,1 m Height over MLW. = 13,0 m
Hydraulic gangways for passengers	Port Authority (Passenger Terminal)	1	Electrical	Length = 9,20 m Horizontal outreach = 4,15 m Height over MLW. = 13,0 m

2. TECHNICAL SPECIFICATIONS OF THE PORT

2.6 FLOATING EQUIPMENT

2.6.1 DREDGES

NAME	OWNER	TYPE	POWER TYPE	LENGTH (M)	BEAM (M)	DRAUGHT (M)	BUCKET CAPACITY (M3 O L.)	YEAR BUILT
No traffic				No traffic				

2.6.2 TUGS

NAME	OWNER	POWER TYPE	POWER TYPE (H.P.)	LENGTH (M)	BEAM (M)	DRAUGHT (M)	YEAR BUILT
AITANA	Gabarras y Servicios S.A.	Diesel	900	27,00	7,70	3,72	1.962
ROMA	Atlantida Cleaning & Repair S.l.	Diesel	1.800	27,56	8,06	3,68	1.982
SERTOSA VEINTISIETE	Ute Sertosa Ciresa (Grupo Boluda)	Diesel	4.430	29,50	11,00	4,00	1.993
VB ALGECIRAS	Ute Sertosa Ciresa (Grupo Boluda)	Diesel	5.900	29,50	11,00	4,00	2.003
VB ANDALUCÍA	Ute Sertosa Ciresa (Grupo Boluda)	Diesel	5.900	29,50	11,00	4,00	2.003
VB BRACO	Ute Sertosa Ciresa (Grupo Boluda)	Diesel	3.668	28,00	11,00	4,00	1.997
VB SIMUN	Ute Sertosa Ciresa (Grupo Boluda)	Diesel	5.260	29,50	11,00	4,00	2.001
VB SIROCO	Ute Sertosa Ciresa (Grupo Boluda)	Diesel	5.900	29,50	11,00	4,00	2.001
VB TITAN	Ute Sertosa Ciresa (Grupo Boluda)	Diesel	7.200	32,00	14,00	5,60	2.010
VB TRON	Ute Sertosa Ciresa (Grupo Boluda)	Diesel	7.200	32,00	14,00	5,60	2.010
VB CEBALLOS	Ute Sertosa Ciresa (Grupo Boluda)	Diesel	7.500	31,57	12,80	4,70	2.017
VB JUANGONZALEZ	Ute Sertosa Ciresa (Grupo Boluda)	Diesel	7.500	31,57	12,80	4,70	2.016

2. TECHNICAL SPECIFICATIONS OF THE PORT

2.6.3 HOPPERS, LIGHTERS AND BARGES

NAME	OWNER	POWER TYPE	POWER TYPE (H.P.)	LENGTH (M)	BEAM (M)	DRAUGHT (M)	BUCKET CAPACITY (M3 O L.)	YEAR BUILT
AVELINA	Gabarras y Servicios, S.A.	Barge	625 cv	39,98	7,62	3,70	TRB 362,36	1.968
ISLA VERDE DOS	Gabarras y Servicios, S.A.	Barge	275 CV	23,63	5,49	2,50	TRB 70,18 GT 31,58	1.998
GÜENDA	Consulmar S.L.U.	Tank-Barge	2x300	37,35	8,54	3,05	239,5.- GT	1.979
ISLA VERDE CINCO	Gabarras y Servicios, S.A.	Barge	2x95 cv	14,00	4,00	1,40	TRB 18,55	1.984
MONTE ANAGA	Ibaizabal M.S.S.L.	Lighter	2,460kW (3,344hp)	87,16	15,30	6,75	4.116 Tm	2.010
SAN FRANCISCO	Gabarras y Servicios, S.A.	Barge	0	21,90	6,60	3,09	148,86 GT	2.006
SPABUNKER CINCUENTA	VT Shipping	Lighter	3,372kW (4,584hp)	84,93	16,25	7,60	5.000 Tm	2.007
SPABUNKER CINCUENTAYUNO	VT Shipping	Lighter	3,472kW (4,720hp)	84,93	16,25	7,60	5.090 Tm	2.008
BUNKER BAY	Grupo Suardiaz		2X1448 hp	90,00	15,20	7,20	4243 tm	2.006
SPABUNKER SESENTA	VT Shipping	Lighter	2310 HP	63,99	16,25	7,60	2544 Tm	2.008
BUNKER BREEZE	Grupo Suardiaz	Lighter	3448 HP	86,00	17,00	7,55	6360 Tm	2.018
BLUE VEGA	Mureoil, SA	Lighter	2.500 kW	119,00	13,00	5,80	4427 Tm	2.013
SPABUNKER VEINTIUNO	Maersk Oil Trading	Lighter	4200 hp	82,07	16,25	7,6	2894 GT	2.003

2.6.4 FLOATING CRANES

NAME	OWNER	POWER TYPE	PLATFORM SPECIFICATIONS	WORK SPECIFICATIONS			YEAR BUILT
				POWER (TONS)	REACH (M)	HEIGHT (M)	
None				None			

2. TECHNICAL SPECIFICATIONS OF THE PORT

2.6.5 OTHER AUXILIARY EQUIPMENT

NAME	OWNER	TYPE	CHARACTERISTICS	YEAR BUILT
ESCANDALLO II	AUTORIDAD PORTUARIA	Service vessel	Length = 12,7 m Beam = 4,33 m Strut = 1,65 m	2018
LUZ DE MAR	SASEMAR	Deep-sea tug	Length = 56 m Beam = 14 m Strut = 7 m	2005
SALVAMAR DENEBOLA	SASEMAR	Fast rescue vessel	Length = 21 m Beam = 5,5 m Strut= 1,51 m	2005
SALVAMAR ARCTURUS	SASEMAR	Fast rescue vessel	Length = 21 m Beam = 5,5 m Strut= 1,51 m	2017
CARTEYA	CORPORACIÓN PRÁCTICOS ALGECIRAS	Speedboat (310 HP)	Length = 11 m Beam = 3,60 m	1997
CALARENAS	CORPORACIÓN PRÁCTICOS ALGECIRAS	Speedboat 2 x 312,50 CV	Length = 11,70 m Beam = 4,10 m	2016
NAVÍO	CORPORACIÓN PRÁCTICOS ALGECIRAS	Speedboat 2 X 205 CV	Length = 11 m Beam = 3,50 m	2002
PILOTO I	CORPORACIÓN PRÁCTICOS ALGECIRAS	Speedboat 2 X 257 CV	Length = 12,34 m Beam = 3,58 m	2005
GETARES UNO	CORPORACIÓN PRÁCTICOS ALGECIRAS	Service vessel with 2 X 500 HP engines	Length = 14,7 m Beam = 4,4 m	2012
ALTAIR CINCO	CORPORACIÓN PRÁCTICOS TARIFA	Service vessel 315 HP engine	Length = 9,63 m Beam = 3,28 m	2008
PILOTO ONE	CORPORACIÓN PRÁCTICOS TARIFA	Speedboat 2x(265 HP)	Length = 10,8 m Beam = 3,32 m	2014

NAME	OWNER	TYPE	CHARACTERISTICS	YEAR BUILT
MAREÑA UNO	MARÍTIMA ALGECIREÑA	Launch for mooring services	Length = 9,15 m Beam = 3,15 m	2009
PICASSO PRIMERO	BARWILL SHIPS SERVICES, SL	Catamaran service boat 2 x Mermaid Mirage II 245 HP engines	Length = 18,8 m Beam = 4,8 m Strut = 1,5 m	2000
JOSE Y CARMEN	AGUASERVI, SA	Service vessel	Length = 18 m Beam = 5 m Strut = 2,1 m	1976
BALIM	CEPSA	Catamaran for pollution control	Length = 10 m Beam = 3,25 m Strut = 1,7 m	2002
WILTON	UNDERWATER CONTRACTORS SPAIN, SL	Service vessel	Length= 40,5 m Beam = 9,6 m Strut= 1,9 m	1983
KJELLA	Trabajos Submarinos del Estrecho	Ro-Ro Service vessel 500 HP engine	Length = 27,26 m Beam = 8 m Strut = 3,25 m	1957
CLEANHULL III	Umoe Schat - Harding, SL	Service vessel	Length= 34 m Beam = 7,7 m Strut = 4,15 m	2001
FIRMM SPIRIT	Fundación Firmm	Passenger vessel	Length= 16,87 m Beam = 4,77 m Strut = 1,39 m	2008
FIRM VISION	Fundación Firmm	Passenger vessel	Length= 19,5 m Beam = 5,3 m Strut = 1,4 m	
PIRATA DE SALVORA	Turmares Tarifa, SL	Passenger vessel	Length= 16,75 m Beam = 4,8 m Draught = 0,95 m	2013

(continued on next page)

NAME	OWNER	TYPE	CHARACTERISTICS	YEAR BUILT
JACKELIN	Turmares Tarifa, SL	Service vessel with 2 X Volvo 275 CV Engines 200 passengers	Length = 21,38 m Beam= 6,6 m Draught= 2,6 m	1995
NADIR CAT	Consulmar, SLU	Service vessel	Length = 16 m Beam= 6,40 m Draught= 1,23 m Strut= 2,27 m	2009
ZENIT CAT	Consulmar, SLU	Service vessel	Length = 12,2 m Beam= 5,75 m Draught= 1,5 m Strut= 1,5 m	1991
PUNTA FISTERRA	Consulmar, SLU	Service vessel	Length = 20 m Beam= 6,1 m Strut= 2,3 m	1990
BELMAR	Mejillones Mar del Sur SL	Service vessel	Length= 13,4 m Beam= 7,5 m Draught= 4,45 m Strut= 1,5 m	2010
BAY PROTECTOR	Atlantida Cleaning and Repair in Water, SL	Service vessel	Length= 26,19 m Beam= 6,1 m Draught= 2,8 m Strut= 3,31 m	1967
PAQUITO MORENO	Atlantida Cleaning and Repair in Water, SL	Service vessel	Length= 23 m Beam= 6,2 m Strut= 3,3 m	
CEUTAMAR CINCO	Velum Andalucía Servicios	Service vessel	Length= 15,6 m Beam= 6,1 m Strut= 2,66 m	---
BONAIRE	Velum Andalucía Servicios	Service vessel	Length= 19,66m Beam= 7 m Strut= 2,80 m	2016

2. TECHNICAL SPECIFICATIONS OF THE PORT

NAME	OWNER	TYPE	CHARACTERISTICS	YEAR BUILT
FREJA OF LIVERPOOL	Velum Andalucía Servicios	Service vessel	Length= 12 m Beam= 3,64 m Strut= 2,46 m	2011
BAHIA DE GETARES	Gabarras y Servicios, SA	Service vessel	Length= 23 m Beam= 6,80 m Strut= 2,68 m	2016
LIMPIAMAR ALGECIRAS	Gabarras y Servicios, SA	Marine pollution- fighting vessel	Length= 91 m Beam= 5,5 m Strut= 2,5 m	1990
PELICAN 1005	Ecolmare Ibérica, SA	Pollution control vessel	Length= 10,5 m Beam= 2,48 m Strut= 1,6 m	2009
PELICAN 1009	Ecolmare Ibérica, SA	Pollution control vessel	Length= 10,5 m Beam= 2,48 m Strut= 1,6 m	2008
GAVINA 505	Ecolmare Ibérica, SA	Pollution control vessel	Length= 5,01 m Beam= 2,08 m Strut= 0,86 m	2006
AS ONE	Aguaservi SA	Service vessel	Length= 22,8 m Beam= 6,8 m Strut= 3,15 m	---
MARITIME UNO	Aguaservi SA	Service vessel	Length= 11,5 m Beam= 5,4 m Strut= 1,6 m	
COBECHO PRIMERO	Algeciras South Port Services SL	Service vessel	Length= 18,3 m Beam= 6 m Strut= 2,1 m	1995
SALONICA RAS	Strog Shipping	Service vessel	Length= 22,97 m Beam= 7 m Strut= 2,3 m	---

(continued on next page)

2. TECHNICAL SPECIFICATIONS OF THE PORT

NAME	OWNER	TYPE	CHARACTERISTICS	YEAR BUILT
FARALLO DOS	Consulmar, SLU	Service vessel	Length=20,8 Beam=7,2 Strut=3,4	2007
ABYLA PRIMERO	Consulmar, SLU	Service vessel	Length=14,38 Beam=4,16 Strut=1,5	2004
NEPTUNE	Underwater Contractors Spain, SL	Service vessel	Length=29 Beam=6,8 Strut=2,8	1982
LIBERTAD SEIS	Global Underwater Services	Service vessel	Length=24 Beam=8 Strut=2,8	---
AS FIVE	Aguaservi SA	Service vessel	Length=16,2 Beam=4,2 Strut=1,3	---
BENAMAHOMA	Aguaservi SA	Service vessel	Length=17,6 Beam=5,9 Strut=2,6	2004
ROLIN	Aguaservi SA	Service vessel	Length=13,8 Beam=4 Strut=1,34	2000

2. TECHNICAL SPECIFICATIONS OF THE PORT

2.7 OVERLAND COMMUNICATION AND ACCESS

2.7.1 OVERLAND ACCESS AND INTERIOR COMMUNICATIONS

ROADS

LOCATION	LENGTH (M)	WIDTH (M)	FOUNDATION
Paseo de La Conferencia	400	9	Asphalt Agglomerate
Avda. de La Hispanidad	400	9	Asphalt Agglomerate
South Access (Nudo)	1.000	6 -- 14	Asphalt Agglomerate
North Access	2.500	14	Asphalt Agglomerate
ISLA VERDE QUAY			
Entry road	250	14	Asphalt Agglomerate
Galera-Isla Verde Connection	520	10	Asphalt Agglomerate
General Road I	300	14,70	Asphalt Agglomerate
General Road II	280	10,50	Asphalt Agglomerate
Access Breakwater	500	10 -- 12	Asphalt Agglomerate
East zone access	600	10,50	Asphalt Agglomerate
West zone access	750	10 -- 20	Asphalt Agglomerate
LA GALERA QUAY			
Cruise Terminal Access	350	7	Asphalt Agglomerate
Access to Fishing & Juan Carlos I quays	300	17	Asphalt Agglomerate
FISHING QUAY			
Central	550	10	Granite Cobblestone
Back	550	8	Granite Cobblestone
JUAN CARLOS I QUAY			
General Road or Perimeter	820	20	Asphalt Agglomerate
Interior	170	20	Asphalt Agglomerate
Interior	50	12	Asphalt Agglomerate
Interior	50	12	Asphalt Agglomerate

2. TECHNICAL SPECIFICATIONS OF THE PORT

RAILWAYS

LOCATION	LENGTH (M)	WIDTH (M)
Liaison branch from the station port city	1.000	Normal
Access from south quay isla verde	686	Normal
From Isla Verde to Juan Carlos I	1.463	Normal
ISLA VERDE QUAY		
Highway + 2 (Interaxis 5.50 M)	585 + 502	Normal
JUAN CARLOS I QUAY		
Highway + 2 (Interaxis 4,00 M)	591 + 643	Normal

LAND ACCESS

LOCATION	LENGTH (M)	WIDTH (M)
ACCESS FROM THE C.N. 340 PORT OF ALGECIRAS		
North	1.850	14
South	2.500	7
PORT FACILITIES ACERINOX	**1.120**	**10**
PORT FACILITIES ENDESA GENERACIÓN	**3.550**	**10**
Access from the C.N. 340 R.L. Refinería Gibraltar CRINAVIS	**750**	**10**

BY RAILWAYS

LOCATION	LENGTH (M)	WIDTH (M)
Madrid - Algeciras National Network		

BY PIPELINES

LOCATION	LENGTH (M)	WIDTH (M)
None		



2.8 BRIEF OVERVIEW OF SPECIFIC TRAFFIC FACILITIES

PASSENGER

PORT OF ALGECIRAS

Ferry Berth:

There are eight ferry berths that serve the lines covering the Strait. Passenger transfer is by elevated platforms and walkways that connect the berths with the Passenger Terminal. For passengers who board with their vehicles, there are also spaces and specific areas equipped with the required services.

Passenger Terminal:

The main passenger terminal building occupies a 12,000 sqm surface area. The ground floor is for ticket offices, shipping-line offices, shops and institutional offices, together with disembarkment halls. The top floor has embarkment and disembarkment areas and a cafeteria, as well as luggage, passport and ticket control points.

The main shopping area is in the annexe building, which occupies a 7,900 sqm surface area over two storeys. The ground floor is used by travel and forwarding agents and the top floor is used by various forwarders and shipping companies. On the west wing of the building is where we have located our Heliport terminal.

Multi-Storey Car-Park Building:

This facility is mainly used by passengers travelling to Ceuta or Tangiers and who prefer to leave their cars in Algeciras. The car-park has 810 spaces over 3 floors (180m x 38m). The ground floor is open-plan and is used for arranging embarkment of vehicles onto ferries. The fourth floor is our helipad.

Express parking is located in front of the passenger terminal.

PORT OF TARIFA

Ferry Berth:

There are two berths currently used by high-speed vessels that cover the Tarifa-Tangier City-Tarifa line.

Passenger Terminal:

The Passenger Terminal, occupies a 2,116 sqm surface area divided into two storeys. The ground floor is where the ticket-sales premises and shipping-line check-in offices, cafes and official institutions are to be found. Official institutions are also located on the top floor.

Multi-Storey Car-Park Building:

The Port of Tarifa has a the car-park with direct access to Tarifa's Passenger Terminal.

RO-RO TRAFFIC

There are 7 other Ro-Ro ramps (apart from the ones mentioned under the passenger section) with 10.5m draughts located on the following quays: one on Isla Verde with draughts of 10m; one on the Ingeniero Castor R. del Valle Breakwater with draughts of 14.5m; another on Principe Felipe Quay with draughts of 14.5m; and two on Juan

Carlos I Quay (one on the North side and one on the South side, with draughts of 9m and 10.5m, respectively). And another two ro-ro berths on Isla Verde Exterior Quay (one with 17.50m drafts on North Quay and another with 18.50m drafts on the Quay adjacent the breakwater). These berths serve Ro-Ro ships that cover the Algeciras-Ceuta and Algeciras-Tanger Med lines; and sometimes cover sporadic lines, such as the one set up to Mauritanian ports.

Our TTP (Heavy Goods-Traffic Terminal), located on Isla Verde Exterior makes up an enclosed, well-controlled area where heavy goods traffic (semi-trailers and complete cargo loads) operating within Port of Algeciras premises can be gathered. This encourages the optimisation of the import-export logistics chain and offers an added value component, both to operators and hauliers.

RAIL TRAFFIC

The Port of Algeciras Bay's internal rail network is made up of 3 separate branch lines:

BRANCH 1.

This is the rail link to Isla Verde Interior (T2) Rail Port Terminal from our South Gate, completely built and in operation at present. The facility has a total track length of 2,150 metres and two fans with three tracks each.

The first three-track siding makes up the Isla Verde Rail Port Terminal and has the following clearance lengths of track between points: track 1 – 300m; track 2 – 355m; and track 3 – 300m.

The second three-track siding – made up of tracks 1, 4 and 5 has clearance lengths of between 500m and 550m. This is the rail link to Juan Carlos I Terminal. Currently, it is not in operation.

The rail access leads to T2 from the Port of Algeciras Bay's South Gate.

BRANCH 2.

This is the rail link to Isla Verde Exterior (T1) Rail Port Terminal from our South Gate. The facility has a total track length of 3,898 metres including Isla Verde Exterior's Rail Port Terminal fan of tracks. The fan has three sidings with the following clearance lengths of track between points: track 1 – 591m; track 2 – 629m; and track 3 – 591m.

The rail access leads to T1 from the Port of Algeciras Bay's South Gate.

BRANCH 3.

Rail link between T1 and T2 Terminals, with a total length of 263m.

CONTAINER

APM Terminals Algeciras.

This terminal, located on Juan Carlos I Quay and occupies a 67,1 Ha surface area. It has a 1,941m berthline offering draughts of between 14 and 16m. There are 19 Portainer cranes (8 x 74 tm, 8 x 70 tm, 3 x 65 tm) and 65 transtainers and 102 tractor heads.

Total Terminal International Algeciras (TTI-A).

This terminal, located on Isla Verde Exterior Quay, occupies a 35.76 Ha surface area. It has a 650m berthline with 18.5m draughts, 8 Portainer cranes and 32 transtainers (40tm) and 20 shuttle carriers.

HYDROCARBONS AND OTHER LIQUID BULKS

CEPSA's "Gibraltar" Oil Refinery.

The refinery's distilling capacity is 12-million tonnes of crude per year. At the port facility within the complex, there are seven loading and unloading berths for products

(1,467 metres of pier), along with another terminal dedicated exclusively for barge activities. The latter facility has draughts of between 6m and 20m depth, allowing ships of up to 175,000 tonnes deadweight to berth.

Sea Island.

Located in the Bay of Algeciras, at a depth of 60m, allows oil tankers of up to 35,000 -tonne (DW) to be moored, with an unloading capacity of up to 12,000m³/hour. It also has a bunkering facility.

Exolum.

Exolum has a storage capacity of 203,144 m3 at the Port of Algeciras, divided up into 20 tanks. The company also employs our port's North Dock to load up fuel barges; its flow collection boxes have a 500 m3/hour pumping capacity.

Evos Algeciras.

Located on Isla Verde Exterior, the hydrocarbon and liquid bulk terminal has a storage capacity of 203,144m2, divided up into 22 tanks. It also has a pier for ships of up to 225,000 tonnes DW.

STAINLESS STEEL

Acerinox.

The factory, with its own port facilities to import raw materials and dispatch finished products, has a steel plant production capacity of 1,100,000 tonnes, a hot-rolling capacity of 900,000 tonnes and a cold-rolling capacity of 670,000 tonnes per year.

The plant occupies a 125-hectare surface area and its port terminal has a 250-metre quayline with 9.5-metre draughts and two gantry cranes.

WATER

The Andalusian Mediterranean Water Authority's dolphins are located in Puente Mayorga, near San Roque.

Berthing system for the loading of water in tankers up to 115,000 TPM, made by berthing and mooring breakwaters.

SPORTS & LEISURE

The El Saladillo Marina in Algeciras offers 900 berths for leisure craft of up to 15 metres length. It occupies 35 hectares that is home to several locally-based sailing clubs that manage the berths under license.

The facility is complemented by Puerto Chico in La Linea de la Concepcion to the North west of the Bay, where other sailing clubs manage 438 berths, and where the Alcaidesa Marina company has more than 600 more berths on offer for leisure and sports craft of up to 50 metres length with a complete range of landfall, supply and repair services.

At the same time, APBA also manages the Port of Tarifa's 118 berths for boats of between 5 and 11 metres length.

FRESH FISH

PORT OF ALGECIRAS

Fish Market.

The total surface of 7,910 sqm is divided up into an auction hall, exporters' and ship-owners' premises, and traffic circulation and other sundry areas on the Fishing Dock.

PORT OF TARIFA

Fish Market.

It has a total area measuring 3.242 sqm, arranged in the same way as the Algeciras market.

2. TECHNICAL SPECIFICATIONS OF THE PORT

3. WORK LICENSED TO PRIVATE COMPANIES

3.1 AWARDED BEFORE 2021 AND CURRENT AT 31/12/2021 174

3.2 LICENSES GRANTED IN 2021 198

3. WORK LICENSED TO PRIVATE COMPANIES

3.1 AWARDED BEFORE 2021 AND CURRENT AT 31/12/2021

3.1.1 PORT OF ALGECIRAS

N.	ITEM	LICENSEE	GRAND DATE	ANNUAL SUM
1	Occupancy of 165.01m2 to provide an electrical maintenance service in the Conservation Building.	ACISA-AERONAVAL DE CONSTRUCCIONES E INSTALACIONES S.A	7/10/20	11.342,28
2	Construction and operation of a heliport on La Galera Quay.	AENA AEROPUERTOS SA	3/2/09	213.905,49
3	Occupancy of Module A-23 at Algeciras Passenger Terminal for an international coach service.	ALFA BUS SERVICES S.L	5/10/18	13.265,02
4	Occupancy of a plot for logistics and to store cargo on Isla Verde Quay.	ALGECIRAS LOGISTIC SOLUTIONS S.L	7/2/08	38.964,84
5	Occupancy of Premise 1 (99.79m2) to provide mooring and unmooring services to ships on Auxiliary Boat Quay Module 7.	ALGECIRAS MOORING SERVICES, SL	21/10/16	36.225,70
6	Occupancy of Premise 2 (99.79m2) to provide a mooring and unmooring service on Auxiliary Boat Quay Module 7.	ALGECIRAS MOORING SERVICES, SL	4/5/18	2.958,56
7	Occupancy of a plot to build a warehouse to store chilled products next to El Saladillo Marina on Isla Verde Quay.	ALMACENAMIENTO, FRIO Y LOGÍSTICA DEL SUR SL	29/7/10	63.729,70
8	Occupancy of a plot for cargo logistics and storage on Isla Verde Quay.	ALMACENAMIENTO, FRIO Y LOGÍSTICA DEL SUR SL	27/9/07	31.628,76
9	Occupancy of a 1,485m2 plot to build and run a 728.80m2 warehouse and four loading bays on Isla Verde Quay.	ALMACENAMIENTO, FRIO Y LOGÍSTICA DEL SUR SL	2/8/17	14.233,60
10	Occupancy of a 9,932m2 plot to build and run a cold-storage terminal on Isla Verde Quay.	AMERICOLD ALGECIRAS SL	18/6/14	619.997,48
11	Occupancy of a 703m2 warehouse on Isla Verde to store cargo.	AMERICOLD SPAIN S.A.	27/11/03	12.483,40
12	Occupancy of a 17,910.80m2 surface area to build and run a cold-storage terminal on Isla Verde Quay.	AMERICOLD SPAIN S.A.	25/7/13	22.884,92
13	Occupancy of a plot for a container terminal on Juan Carlos I Quay.	APM TERMINALS ALGECIRAS S.A.	30/9/93	5.163.103,24
14	Occupancy of a 10,136m2 surface area for a dockers' car-park on Juan Carlos I Quay.	APM TERMINALS ALGECIRAS S.A.	4/7/19	76.372,76
15	Occupancy of a 1,013.63m2 surface area, an 841.05m2 warehouse and 172.58m2 offices for storing and maintaining HGV tractors, storing fuel for self-consumption, and administrative business.	ARIN EXPRESS, SLU	17/12/20	52.728,96
16	Occupancy of a 5,144m2 area and facilities corresponding to two piers in El Saladillo Marina.	ASOC. DE PESCA DEPORTIVA "ROSA DE LOS VIENTOS"	7/10/20	32.892,56
17	Construction and operation of a slipway at El Saladillo Marina.	ASTILLEROS Y VARADEROS EL RODEO ISLA VERDE SL	7/6/78	368.433,62
18	Occupancy of Modules 5-A and 5-B (209.70m2) for a shipping line's administrative offices at Algeciras Passenger Terminal.	BALEARIA EUROLINEAS MARÍTIMAS S.A.	21/10/16	17.669,84
19	Occupancy of Check-In Area 1 and Module 2 at Algeciras Passenger Terminal for ticket sales.	BALEARIA EUROLINEAS MARÍTIMAS S.A.	11/3/17	75.551,73

(continued on next page)

3. WORK LICENSED TO PRIVATE COMPANIES

N.	ITEM	LICENSEE	GRAND DATE	ANNUAL SUM
20	Occupancy of Module A-15 for ticket sales at Algeciras Passenger Terminal.	BALEARIA EUROLINEAS MARÍTIMAS S.A.	26/7/18	47.057,31
21	Occupancy of Modules 8 and 9 for ticket sales at Algeciras Passenger Terminal.	BALEARIA EUROLINEAS MARÍTIMAS S.A.	25/9/19	37.120,58
22	Occupancy of a 1,021.25m2 land surface area to site an 821.25m2 warehouse to provide administrative offices for onboard ship services, and store boat supplies and spares on Isla Verde Quay.	BALEARIA EUROLINEAS MARÍTIMAS S.A.	17/12/20	43.302,53
23	Occupancy of 378.96m2 office space on Isla Verde Quay for customs agents.	BARMA-PESCA SL	1/8/17	33.970,85
24	Occupancy of a 274m2 plot to run a fuel-pump business on the Fishing Dock at Algeciras.	CEPSA COMERCIAL PETROLEO SA	21/10/16	13.313,68
25	Construction and operation of an HGV fuel-supply facility (approx. 4,000m2) on Isla Verde's main thoroughfare.	CEPSA COMERCIAL PETROLEO SA	30/4/14	434.155,58
26	Occupancy of Module A-14 (13.48m2) to sell tickets and provide customer services in the shopping area at Algeciras Passenger Terminal.	CÍA. TRASMEDITERRANEA, S.A.	21/10/16	62.260,05
27	Occupancy of Module 1 at Algeciras Passenger Terminal.	CÍA. TRASMEDITERRANEA, S.A.	11/3/17	39.203,63
28	Occupancy of Modules 6 and 7 for ticket sales at Algeciras Passenger Terminal.	CÍA. TRASMEDITERRANEA, S.A.	20/12/19	34.839,76
29	Occupancy of a surface area to run a hydrocarbon plant on Isla Verde Quay.	CÍA. LOG. DE HIDROCARBUROS, S.A.	27/6/96	3.035.541,48
30	Occupancy of a plot for a Social Clubhouse, store, cabin and water sports activities at El Saladillo Marina.	CLUB NÁUTICO EL SALADILLO	19/12/13	153.154,16
31	Occupancy of a plot for a duty-free warehouse on Isla Verde Quay.	CONSORCIO DE LA ZONA FRANCA DE CÁDIZ	29/7/03	214.998,72
32	Occupancy of a building for a car-park on La Galera Quay.	CONTINENTAL PARKING, S.L.	27/7/12	683.189,66
33	Occupancy of a 1,343.97m2 plot of land and a 343.97m2 warehouse to provide an HGV park and auxiliary haulier services at the Heavy Goods Traffic Terminal on Isla Verde Interior Quay.	CONTINENTAL PARKING, S.L.	3/11/17	247.715,66
34	Occupancy of Premise 268 for trades union business on the Fishing Dock at Algeciras.	COORDINADORA DE TRABAJADORES DE LOS PUERTOS DEL CAMPO DE GIBRALTAR	7/10/20	1.538,32
35	Occupancy of a 425m2 warehouse on Principe Felipe Quay for piloting services.	CORPORACIÓN DE PRACTICOS DEL PUERTO BAHÍA DE ALGECIRAS SLP	21/6/17	143.190,78
36	Occupancy of a surface area for existing electrical power supply facilities in the southern area of El Saladillo Marina.	EDISTRIBUCIÓN REDES DIGITALES SLU	5/4/02	931,2
37	Occupancy of buildings and electrical installations at Campamento Port Facility.	EDISTRIBUCIÓN REDES DIGITALES SLU	4/2/00	1.365,20
38	Occupancy of a plot to supply electrical power to the Isla Verde area.	EDISTRIBUCIÓN REDES DIGITALES SLU	25/7/13	3.639,00
39	Occupancy of land to supply electrical power to the Isla Verde Exterior area.	EDISTRIBUCIÓN REDES DIGITALES SLU	18/2/10	25.244,24

(continued on next page)

3. WORK LICENSED TO PRIVATE COMPANIES

3. WORK LICENSED TO PRIVATE COMPANIES

N.	ITEM	LICENSEE	GRAND DATE	ANNUAL SUM
40	Occupancy of a surface area to install underground electrical power lines on Juan Carlos I Quay.	EDISTRIBUCIÓN REDES DIGITALES SLU	15/2/96	1.235,22
41	Occupancy of a plot of public port domain land to supply electrical power to the La Galera area at the Port of Algeciras.	EDISTRIBUCIÓN REDES DIGITALES SLU	21/12/12	4.240,92
42	Occupancy of Office 2 to provide a fire-fighting maintenance service on Auxiliary Boat Quay Module 8.	ELECNOR, S.A.	16/6/20	6.001,76
43	Occupancy of Module F-1 at Algeciras Passenger Terminal for a cargo handling office.	EUROPA FERRYS, S.A.	5/10/18	6.263,87
44	Occupancy of Modules 4 & 5 for ticket sales at Algeciras Passenger Terminal.	EUROPA FERRYS, S.A.	5/2/20	34.839,76
45	Occupancy of a land and water surface area to build and run a hydrocarbon storage and distribution terminal on Isla Verde Exterior Quay.	EVOS ALGECIRAS SAU	30/7/07	12.294.741,18
46	Occupancy of a surface area to install and run a waste water sewage farm on Isla Verde Quay.	EXCMO. AYUNTAMIENTO ALGECIRAS	28/3/07	85.584,08
47	Occupancy of a 2,477m2 underground surface area and a 15,630.15m2 water surface area to locate ducting and discharging points for the City of Algeciras' sewage and rain-water network.	EXCMO. AYUNTAMIENTO ALGECIRAS	13/12/16	36.743,64
48	Occupancy of Module A-17 for ticket sales at Algeciras Passenger Terminal.	F.R.S. IBERIA S.L.	16/5/17	58.352,21
49	Occupancy of Modules F-18 and F-19 for administrative offices at Algeciras Passenger Terminal.	F.R.S. IBERIA S.L.	27/7/18	8.387,82
50	Occupancy of Module A-17 for ferry line offices at Algeciras Passenger Terminal.	F.R.S. IBERIA S.L.	29/7/20	4.594,67
51	Occupancy of Modules 2 & 4 at Ceuta Check-in Area for ticket sales at Algeciras Passenger Terminal.	F.R.S. IBERIA S.L.	17/12/20	2.702,32
52	Occupancy of a 1,011.94m2 surface area and a 133.31m2 covered structure for horizontal traffic auxiliary activities on Isla Verde Quay.	FLETAMENTOS CADIZ S.L	7/10/20	16.382,64
53	Occupancy of Store 2 to provide mooring and unmooring services to ships on Auxiliary Boat Quay Module 8.	GABARRAS Y SERVICIOS, S.A.	25/4/19	3.798,88
54	Occupancy of a 30m2 surface area to site a container storing anti-pollution equipment next to Auxiliary Boat Quay Module 8.	GABARRAS Y SERVICIOS, S.A.	13/12/19	454
55	Occupancy of Store 1 to provide auxiliary ship services on Auxiliary Boat Quay Module 8.	GABARRAS Y SERVICIOS, S.A.	11/2/20	6.605,20
56	Occupancy of Premise 1 to provide mooring and unmooring services to ships on Auxiliary Boat Quay Module 8.	GABARRAS Y SERVICIOS, S.A.	28/4/20	4.060,40
57	Occupancy of a 2,877m2 plot, divided up into a 2,000m2 warehouse and an 877m2 yard area on Isla Verde Quay.	GAMERO Y FERRER S.L	3/8/17	76.114,38
58	Occupancy to run a fuel-pump business for sports and leisure craft in El Saladillo Marina.	GASPESCA DEL SUR SL	17/12/15	10.679,81
59	Occupancy of the Juan Carlos I Quay fuel pump.	GASPESCA DEL SUR SL	20/12/18	13.325,04
60	Occupancy of a 4,430m2 plot to locate two warehouses: one, of 1,541.39m2 and the other, of 1,409.77m2, and an HGV loading and unloading bay.	GLOBAL LOGISTIC ALGECIRAS PORT SL	6/11/12	131.801,40

(continued on next page)

3. WORK LICENSED TO PRIVATE COMPANIES

N.	ITEM	LICENSEE	GRAND DATE	ANNUAL SUM
61	Occupancy of Modules 165 and 263 for a gardening equipment store on Algeciras Fishing Dock.	GRUPORAGA S.A	8/4/19	3.729,24
62	Occupancy of Module 3 for ticket sales at Algeciras Passenger Terminal.	INTER SHIPPING EUROPE SL	11/12/14	47.134,49
63	Occupancy of Modules 2-A and 2-B for a cargo handling and administrative office at Algeciras Passenger Terminal.	INTER SHIPPING EUROPE SL	24/12/16	10.968,58
64	Occupancy of Module A-16 for ticket sales and customer services at Algeciras Passenger Terminal.	INTER SHIPPING EUROPE SL	8/1/20	8.753,25
65	Occupancy of Module B-6 for a Customs and forwarders agents at Algeciras Passenger Terminal.	IRIS CARGO SL	7/10/20	4.689,04
66	Occupancy of Modules B-1 and B-2 for a ship consignee, Customs and stowage business at Algeciras Passenger Terminal.	J. RONCO Y CÍA, S.L.	12/5/17	9.207,68
67	Occupancy of Modules E-4 and E-5 for food and beverage sales at Algeciras Passenger Terminal.	JUAN IGNACIO SIMÓN ARIZA	13/5/17	20.694,40
68	Occupancy of a 230m2 surface area for an HGV-drivers' truck stop on Juan Carlos I Quay.	JUAN MANUEL ONCALA DE QUINTA SL	21/2/20	22.401,10
69	Occupancy of Module A-22 for coach ticket sales at Algeciras Passenger Terminal.	LA REQUENENSE DE AUTOBUSES CARMEN LIMORTE, S.A	9/12/19	11.963,68
70	Division of Algeciras City Council's Concessionary License (awarded 28/03/2017) to occupy a 26,217m2 surface area to install a sewage treatment farm, a pipeline network and a pumping station; and subsequent transfer of part of said concession to the Campo de Gibraltar Boroughs Association.	MANCOMUNIDAD DE MUNICIPIOS DEL CAMPO DE GIBRALTAR	1/1/17	182.893,96
71	Occupancy of Offices 1 and 2 for a forwarders business on Auxiliary Boat Quay Module 6.	MARCOTRAN TRANSPORTES INTERNACIONALES S.L	27/7/18	28.815,80
72	Occupancy of a 1,112.05m2 surface area - including a 469.63m2 warehouse - to provide mooring and unmooring services to ships at El Saladillo Marina.	MARÍTIMA ALGECIREÑA, S.L.	17/12/20	23.271,64
73	Occupancy of a 5,221.64m2 plot to locate a 528m2 warehouse and a 112m2 loading bay for a cargo handling consignee office, logistics, distribution and storage on Isla Verde Quay.	MARÍTIMA DEL ESTRECHO SERVILOG SL	11/3/17	97.595,78
74	Occupancy of Modules C-4 and C-5 for an administrative office at Algeciras Passenger Terminal.	MERTRAMAR ALGECIRAS, S.L.	23/12/19	17.553,92
75	Occupancy of a surface area to install cooling pipes at San Roque's Combined Cycle Power Station on the Bay of Algeciras.	NATURGY GENERACIÓN SLU	26/11/99	807,32
76	Occupancy of a surface area to run an underwater emissary pipeline at San Roque's Combined Cycle Power Station on the Bay of Algeciras.	NUEVA GENERADORA DEL SUR SA	31/5/02	8.336,94
77	Occupancy of a 100m2 plot (approx.) located in the Isla Verde area.	ORANGE ESPAGNE SAU	17/3/17	20.354,44
78	Occupancy of a 4m2 surface area for a floodlight tower on Juan Carlos I Quay.	ORANGE ESPAGNE SAU	5/10/18	19.732,88
79	Occupancy of a 2,952m2 surface area to locate a 2,303.04m2 warehouse for cargo storage on Isla Verde Quay.	PARTIDA GRUPAGE, S.L.	5/10/18	81.259,84
80	Occupancy of Module A-18 for ticket sales and a cargo handling office at Algeciras Passenger Terminal.	PORT FERRY SERVICES SL	27/12/18	46.218,06
81	Occupancy of Module 10 for ticket sales at Algeciras Passenger Terminal.	PORT FERRY SERVICES SL	27/12/18	22.038,67
82	Occupancy of Modules F-12, F-13 and F-14 for ticket sales and a cargo handling office at Algeciras Passenger Terminal.	PORT FERRY SERVICES SL	20/12/18	12.765,76

(continued on next page)

3. WORK LICENSED TO PRIVATE COMPANIES

N.	ITEM	LICENSEE	GRAND DATE	ANNUAL SUM
83	Occupancy of Module F-3 for a cargo handling office at Algeciras Passenger Terminal.	PORT FERRY SERVICES SL	17/12/20	8.311,24
84	Occupancy of Module F-4 or a cargo handling office at Algeciras Passenger Terminal.	PORT FERRY SERVICES SL	17/12/20	5.195,32
85	Occupancy of Module 4 for APBA works coordination and business activities on Auxiliary Boat Quay.	PREVENTOR SL	7/10/20	10.274,36
86	Occupancy of a surface area for a Sailing Club in El Saladillo Marina.	REAL CLUB NÁUTICO ALGECIRAS	26/6/45	27.430,12
87	Occupancy of a 10,750m2 water surface area and facilities corresponding to Nos 1, 2, 6 and 7 leisure craft piers, including a watchman's cabin, in El Saladillo Marina.	REAL CLUB NÁUTICO ALGECIRAS	22/12/16	32.094,68
88	Occupancy of a warehouse to be employed industrially for boiler-making, machining and repairs on Isla Verde Quay.	REMESA - REPARACIONES MARÍTIMAS ESPAÑOLAS SA	15/10/15	20.133,52
89	Occupancy of a 1,178.99m2 surface area to locate Warehouse B on Isla Verde Quay.	REPARACIONES VESAN S.L	4/7/19	54.158,76
90	Occupancy of a plot to store equipment and for a personnel car-park on Isla Verde Quay.	SDAD. PESCA "EL PARGO"	20/2/14	122.730,60
91	Occupancy of a plot to store equipment and for a personnel car-park on Isla Verde Quay.	SERTEGO SERVICIOS MEDIOAMBIENTALES SL	28/3/07	3.278.840,02
92	Occupancy of Module 5 for office work and coordination of inspections on Auxiliary Boat Quay.	SGS ESPAÑOLA DE CONTROL S.A	7/10/20	23.491,00
93	Occupancy of a 494.01m2 surface area for stevedore business administration offices inside the Avenida Hispanidad office building.	SOC. DE ESTIBA DEL PUERTO BAHÍA DE ALGECIRAS CPE, S.A.	22/12/16	30.901,80
94	Occupancy of an 8,965.19m2 plot to locate a 1,088.95m2 changing-room and café module on Isla Verde.	SOC. DE ESTIBA DEL PUERTO BAHÍA DE ALGECIRAS CPE, S.A.	4/5/18	271.059,68
95	Occupancy of a water surface area and facilities corresponding to Nos 2, 3, 4 and 5 leisure craft piers, including a watchman's cabin, in El Saladillo Marina.	SOC. FED. DE PESCA DEPORTIVA EL MERO	17/12/15	47.444,15
96	Occupancy of Module 5 for a café at Algeciras Passenger Terminal.	SUSANA GÓMEZ RUIZ	30/4/14	70.732,38
97	Occupancy of an underground surface area to run a telephone and communications network at the Port of Algeciras.	TELEFÓNICA DE ESPAÑA SA	24/11/09	41.485,28
98	Occupancy of an underground surface area to run telephone ducting at the Port of Tarifa.	TELEFÓNICA DE ESPAÑA SA	15/12/11	2.691,48
99	Occupancy of Modules C-7 and C-8 for passenger services at Algeciras Passenger Terminal.	TERMINALES MARÍTIMAS DEL ESTRECHO S.L	13/12/19	5.056,46
100	Occupancy of a surface area for a container terminal on Isla Verde Exterior Quay.	TOTAL TERMINAL INTERNATIONAL ALGECIRAS S.A	10/9/08	7.185.967,37
101	Occupancy of a 3,492m2 surface area for a staff car-park on Isla Verde Exterior Quay.	TOTAL TERMINAL INTERNATIONAL ALGECIRAS S.A	18/10/19	40.429,08

(continued on next page)

3. WORK LICENSED TO PRIVATE COMPANIES

N.	ITEM	LICENSEE	GRAND DATE	ANNUAL SUM
102	Occupancy of Modules C-1 and C-2 for cargo handling at Algeciras Passenger Terminal.	TRANSATLÁNTICA MARÍTIMA DE CONSIGNACIONES S.L	28/12/19	14.943,22
103	Occupancy of Modules F-20, F-21 and F-22 (total surface area: 104.10m2) for Forwarding and Customs Agents in the shopping area at Algeciras Passenger Terminal.	TRANSBULL CÁDIZ, S.L.	21/10/16	-18.570,22
104	Occupancy of Module A-24 for ticket sales at Algeciras Passenger Terminal.	TRANSPORTES BACOMA, S.A.	5/10/18	14.981,72
105	Occupancy of a 663.65m2 surface area and a 54.59m2 overhang for a university campus building to be constructed on Llano Amarillo.	UNIVERSIDAD DE CÁDIZ	16/11/20	5.925,84
106	Occupancy of a 30m2 surface area for a container storing anti-pollution equipment.	UTE SERTOSA CIRESA	1/1/20	356,23
107	Occupancy of Premise 2 for a ship consignee office on Auxiliary Boat Quay Module 6.	WORKBOAT SERVICES SLU	11/3/17	6.086,76
108	Occupancy of Module C-3 to sell tickets at Algeciras Passenger Terminal.	XPRESS PORT SERVICES SLU	16/11/20	10.526,96

3.1.2 PORT OF LA LINEA

N.	ITEM	LICENSEE	GRAND DATE	ANNUAL SUM
1	Occupancy of a plot to build and run a leisure-commercial water sports facility at La Linea de la Concepcion Port Facility.	ALCAIDESA SERVICIOS S.A.	30/7/07	584.565,87
2	Occupancy of 750m2 to run a car-park in La Linea.	ALCAIDESA SERVICIOS S.A.	7/10/20	6.593,44
3	Occupancy of Plot A (141.79m2) to run a restaurant on the Rivera Quay Promenade at La Linea de la Concepcion.	BAR BITACORA LA LINEA SL	26/7/18	13.890,27
4	Occupancy of a water surface area to run three piers on the breakwater at the Port of La Linea de la Concepcion.	CLUB LINENSE CAZA Y PESCA	15/10/15	3.950,88
5	Occupancy of a 2,280m2 plot to site a clubhouse, restaurant and a water sports activity warehouse; together with a 5,040m2 water surface area to locate seven removable jetties and a 30m2 slipway at La Linea de la Concepcion Port Facility.	CLUB MARÍTIMO LINENSE	24/12/16	51.399,49
6	Occupancy of the breakwater warehouse at the Port of La Linea de la Concepcion.	EXCMO. AYUNTAMIENTO DE LA LINEA DE LA CONCEPCIÓN	20/2/14	12.808,88
7	Occupancy of Plot B (234m2) to install and run a bar-restaurant module on the Ribera Quay Promenade at La Linea de la Concepcion.	JC SELECCIÓN 1966, SL	26/7/18	3.899,40
8	Occupancy of a 62,891m2 plot and a 127,556m2 water surface area to build and run a mega-yacht and cruise ship base at La Linea de la Concepcion Port Facility.	LA LINEA CITY PORT SL	29/6/16	517.659,68
9	Concession of a 19,748m2 plot to install and run a car-park at the Port of La Linea de la Concepcion; together with the projection of the second-phase construction of a second-storey extension of the same at the expense of the Licensee and at the discretion of APBA.	PARKING SANTA BARBARA SL	7/6/12	144.777,85
10	Occupancy of a water surface area to run a pier on the breakwater at the Port of La Linea de la Concepcion.	REAL CLUB NÁUTICO LA LINEA	15/10/15	1.124,50

3. WORK LICENSED TO PRIVATE COMPANIES

3. WORK LICENSED TO PRIVATE COMPANIES

3.1.3 LOS BARRIOS FACILITIES

N.	ITEM	LICENSEE	GRAND DATE	ANNUAL SUM
1	Occupancy of a plot to produce stainless steel on the Bay of Algeciras.	ACERINOX EUROPA S.A.U.	20/6/07	1.811.846,35
2	Occupancy of a surface area for a coal loading and unloading terminal on the Bay of Algeciras.	ENDESA GENERACIÓN SA	23/11/82	-2.027.979,53
3	Power station underwater pipeline emissary.	VIESGO GENERACIÓN SL	27/9/07	6.780,92
4	Power station facility.	VIESGO PRODUCCIÓN SLU	21/12/12	284.080,96

3.1.4 CAMPAMENTO FACILITIES (SAN ROQUE)

N.	ITEM	LICENSEE	GRAND DATE	ANNUAL SUM
1	Occupancy of a surface area to run an SPM monobuoy in the Bay of Algeciras.	CIA. ESPAÑOLA DE PETRÓLEOS, S.A.U	3/4/08	11.430.881,47
2	Occupancy of a surface area for a refinery pier on the Bay of Algeciras.	CIA. ESPAÑOLA DE PETRÓLEOS, S.A.U	28/2/66	11.819.606,13

3. WORK LICENSED TO PRIVATE COMPANIES

3. WORK LICENSED TO PRIVATE COMPANIES

3.1.5 PORT OF TARIFA

N.	ITEM	LICENSEE	GRAND DATE	ANNUAL SUM
1	Occupancy of Module 6 for an office and store to recharge diving equipment.	ALFA ATS, S.L.	17/12/20	7.484,48
2	Occupancy of a 474m2 plot to store anchors at the Port of Tarifa.	ALMADRABAS DE ESPAÑA, S.A.	29/7/20	6.880,24
3	Installation and operation of a cafeteria in premises located at the Port of Tarifa Passenger Terminal.	BUBBA COFFEE & TEA SL	23/2/12	17.418,06
4	Installation of vending machines at the Port of Tarifa Passenger Terminal.	BUBBA COFFEE & TEA SL	20/12/18	224,41
5	Fishing boat fuel-pump at the Port of Tarifa.	CEPSA COMERCIAL PETROLEO SA	12/11/46	432,64
6	Occupancy of Module 5 at for an office and diving equipment store at Plaza del Mirador in the Port of Tarifa.	CIES-SUB, C.B.	20/3/15	4.356,08
7	Occupancy of 321m2 for a visitor reception and interpretation centre at Las Palomas Lighthouse facility.	EXCMO. AYUNTAMIENTO DE TARIFA	18/10/19	15.425,88
8	Running of Berth 3, check-in facilities and the vehicle embarkation area at the Port of Tarifa.	F.R.S. IBERIA S.L.	16/11/19	3.287.464,39
9	Occupancy of Module 2 for an administrative office and ticket sales at Plaza del Mirador in the Port of Tarifa.	FUNDACIÓN FIRMM	26/2/19	24.692,35
10	Occupancy of Module 4 for administrative offices at Plaza Mirador in the Port of Tarifa.	INTER SHIPPING EUROPE SL	5/2/20	14.933,37
11	Operation of Berth 2, check-in facilities and the vehicle embarkation area at the Port of Tarifa.	INTER SHIPPING EUROPE SL	16/11/19	2.293.759,04
12	Occupancy of Module 65 to store the Piloting Service boats' equipment at the Port of Tarifa.	PRACTICOS DE TARIFA SLP	16/11/20	4.944,96
13	Occupancy of Module 8 to store whale-watching equipment at Plaza Mirador in the Port of Tarifa.	TURMARES TARIFA S.L.	14/1/17	15.071,02
14	Mobile telephone signal equipment.	VODAFONE ESPAÑA SAU	2/6/11	19.688,56

3. WORK LICENSED TO PRIVATE COMPANIES

3. WORK LICENSED TO PRIVATE COMPANIES

3.2 LICENSES GRANTED IN 2021

3.2.1 PORT OF ALGECIRAS

N.	ITEM	LICENSEE	GRAND DATE	ANNUAL SUM
1	Occupancy of a 5,027m2 surface area to assemble 12 RTG cranes on Juan Carlos I Quay.	APM TERMINALS ALGECIRAS S.A.	30/8/21	478.252,09
2	Occupancy of Module A-25 for a car hire business in the Algeciras Passenger Terminal shopping area.	APM TERMINALS ALGECIRAS S.A.	24/2/21	29.366,68
3	Occupancy of Module 9 to run a bar-restaurant at Algeciras Passenger Terminal.	AYCART VALDES, MARIA LUZ	25/10/21	33.318,28
4	Occupancy of Module B-5 for a customs agent's administrative office at Algeciras Passenger Terminal.	CABAS ADUANAS S.L	17/6/21	4.763,48
5	Occupancy of Module B-5 for a ship consignee office at Algeciras Passenger Terminal.	CIA. TRASMEDITERRANEA, S.A.	3/8/21	9.602,36
6	Occupancy of Modules F-6, F-7, 3-A and 3-B for a ship consignee office at Algeciras Passenger Terminal.	CIA. TRASMEDITERRANEA, S.A.	1/10/21	26.123,63
7	Occupancy of a surface area to inspect livestock, and animal and plant foodstuffs at the Border Inspection Point on Juan Carlos I Quay.	DOCKS LOGISTICS SPAIN S.A.	27/3/21	55.149,52
8	Occupancy of a 2m2 surface area to set up an ATM machine at Algeciras Passenger Terminal.	EURO AUTOMATIC CASH, ENTIDAD DE PAGO, S.L.	1/10/21	3.677,88
9	Occupancy of Modules 1 and 2 for customer services at Algeciras Passenger Terminal.	F.R.S. IBERIA S.L.	23/4/21	33.096,09
10	Occupancy of Module F-17 for a maintenance service office at Algeciras Passenger Terminal.	FERROVIAL SERVICIOS S.A	17/6/21	5.665,68
11	Occupancy of Module 176 to run a bar-cafeteria on the Fishing Dock.	FRANCISCO LERENA SÁNCHEZ	22/4/21	19.089,28
12	Occupancy of Premise 1 to provide a store for ships' equipment and material means to fight marine pollution on Auxiliary Boat Quay Module 7.	GABARRAS Y SERVICIOS, S.A.	1/10/21	6.605,20
13	Occupancy of Module F-23 for a trailer and semi-trailer transportation office operating the Straits lines at Algeciras Passenger Terminal.	GEFCO LORRY AND TRANSPORT SLU	1/10/21	6.704,18
14	Occupancy of a 285m2 warehouse to store materials and maintenance machinery for track and esplanades in the Maintenance Building.	INNOVIA COPTALIA S.A.U	1/10/21	17.484,52
15	Occupancy of a 3,146.32m2 surface area and a 2,774m2 warehouse for logistics and cargo reception on Isla Verde Quay.	MARCOTRAN TRANSPORTES INTERNACIONALES S.L	13/12/21	71.457,52
16	Occupancy of a 2,400m2 surface area to store containers on Isla Verde Quay.	MARITIMA DEL ESTRECHO SERVILOG SL	8/9/21	27.963,96

(continued on next page)

3. WORK LICENSED TO PRIVATE COMPANIES

N.	ITEM	LICENSEE	GRAND DATE	ANNUAL SUM
17	Occupancy of a 305.60m2 underground area to install and run natural gas pipelines from Paseo Maria Eugenia to the Sertego concession.	NEDGIA ANDALUCIA, SA	23/4/21	1.077,76
18	Occupancy of 167.45m2 of ducting to install and run fibre-optic cabling in several areas.	ORANGE ESPAÑA COMUNICACIONES FIJAS SL	17/6/21	4.695,64
19	Occupancy of a 17.22m2 module to handle passenger access to the embarkation zones at Tarifa Passenger Terminal.	PORTEL LOGISTIC TECHNOLOGIES S.A	23/4/21	9.690,86
20	Occupancy of a 992m2 surface area to stockpile construction materials on Isla Verde Quay.	SERTEGO SERVICIOS MEDIOAMBIENTALES SL	4/3/21	6.600,20
21	Occupancy of a 900m2 surface area to stockpile construction materials on Isla Verde Quay.	SERTEGO SERVICIOS MEDIOAMBIENTALES SL	30/8/21	5.988,04
22	Occupancy of the "Jose Arana Port Training Centre" on the Institutional Area at the Port of Algeciras.	SOC. DE ESTIBA DEL PUERTO BAHÍA DE ALGECIRAS CPE, S.A.	13/12/21	100.288,76
23	Occupancy of Module F-15 for a maintenance service office at Algeciras Passenger Terminal.	THYSSENKRUPP ELEVADORES S.L.U	17/6/21	4.852,64
24	Occupancy of a 5,772.80m2 surface area to stockpile construction materials, facilitate the transit of auxiliary machinery, boom swing and a safety area on Isla Verde Exterior Quay.	TOTAL TERMINAL INTERNATIONAL ALGECIRAS S.A	23/4/21	81.397,94
25	Occupancy of a 2,870m2 surface areas to provide telephone ducting in several areas of the Port of Algeciras.	VODAFONE ONO SA	17/6/21	7.232,44
26	Occupancy of Module 4 for an anti-pollution equipment store at the Port of Tarifa.	WORKBOAT SERVICES SLU	1/10/21	4.518,68
27	Occupancy of a 30m2 surface area for a container to store a pollution control boom on the Auxiliary Boat Quay.	WORKBOAT SERVICES SLU	13/12/21	703,04

3.2.2 CAMPAMENTO FACILITIES (SAN ROQUE)

N.	ITEM	LICENSEE	GRAND DATE	ANNUAL SUM
1	Occupancy of the old fire-station building to run a laboratory that analyses petroleum products and by-products at Campamento Port Facility.	SAYBOLT ESPAÑA SA	23/4/21	25.985,20

3.2.3 PORT OF TARIFA

N.	ITEM	LICENSEE	GRAND DATE	ANNUAL SUM
1	Occupancy of Module 7 to provide mooring and unmooring services to ships at Plaza Mirador in the Port of Tarifa.	AMARRAJES Y PORTUARIOS SL	14/12/21	1.717,84
2	Occupancy of Modules 93 and 94 to run a bar-cafeteria at the Port of Tarifa.	ASENCIO LOBATÓN SUSANA	23/4/21	6.611,92

3. WORK LICENSED TO PRIVATE COMPANIES

4. TRAFFIC STATISTICS
A) ALGECIRAS

4.1 PASSENGER TRAFFIC	206
4.2 VESSELS	208
4.3 GOODS, TONS	218
4.4 LOCAL TRAFFIC, TONS	290
4.5 SUPPLIES	290
4.6 FISH CAPTURES	290
4.7 CONTAINER TRAFFIC	292
4.8 GENERAL SUMMARY OF MARITIME TRAFFIC	302
4.9 HINTERLAND TRAFFIC	304
4.10 DEVELOPMENT DIAGRAMS AND HISTORICAL SEQUENCE	306

4. TRAFFIC STATISTICS

4.1 PASSENGER TRAFFIC

4.1.1 PASSENGERS

4.1.1.1 NUMBER OF PASSENGERS

PASSENGERS		DOMESTIC	FOREIGN	TOTAL
TRANSPORTATION REGIME	Embarked	478.357	169.639	647.996
	Disembarked	479.847	183.569	663.416
	In transit			0
	TOTAL	958.204	353.208	1.311.412
CRUISE	Embarked			0
	Disembarked			0
	In transit			94
	TOTAL			94
INTERNAL	Embarked			0
	Disembarked			0
	Excursionist			39
	TOTAL			39
TOTAL PASSENGERS				1.311.545

4.1.1.2 PASSENGERS OF REGULAR SHIPPING LINES, NUMBER. PORTS OF ORIGIN AND DESTINATION

PORTS OF ORIGIN AND DESTINATION	DOMESTIC		FOREIGN		TOTAL
	EMBARKED	DISEMBARKED	EMBARKED	DISEMBARKED	
Ceuta	478.357	479.847			958.204
Tanger			169.639	183.569	353.208
Others				0	0
TOTAL	478.357	479.847	169.639	183.569	1.311.412

4.1.2 VEHICLES WITH PASSENGERS. NUMBER OF VEHICLES

TYPE OF NAVIGATION	TYPE OF VEHICLE	EMBARKED	DISEMBARKED	TOTAL
DOMESTIC	Motorcycles	8.043	8.065	16.108
	Cars	93.886	94.755	188.641
	Vans	0	1	1
	Buses	15	13	28
	TOTAL	101.944	102.834	204.778
FOREIGN	Motorcycles	2	154	156
	Cars	266	2.643	2.909
	Vans			0
	Buses			0
	TOTAL	268	2.797	3.065
TOTAL		102.212	105.631	207.843

4. TRAFFIC STATISTICS

4.2 VESSELS

4.2.1 MERCHANT SHIPS

4.2.1.1 DISTRIBUTION BY TONNAGE

	TOTAL	UP 3.000 G.T.	FROM 3.001 TO 5.000 G.T.	FROM 5.001 TO 10.000 G.T.	FROM 10.001 TO 25.000 G.T.	FROM 25.001 TO 50.000 G.T.	MORE THAN DE 50.000 G.T.
SPANISH							
Number	5.043	596	177	4.224	37	0	9
G.T.	31.434.495	810.224	582.725	28.727.601	435.606	0	878.339
FOREIGN							
Number	14.462	1.119	1.264	1.714	6.830	2.012	1.523
G.T.	334.655.901	2.529.628	5.108.633	12.328.075	104.527.169	69.397.133	140.765.263
TOTAL							
Number	19.505	1.715	1.441	5.938	6.867	2.012	1.532
G.T.	366.090.396	3.339.852	5.691.358	41.055.676	104.962.775	69.397.133	141.643.602
PERCENTAGE ON THE TOTAL							
Number	100,00	8,79	7,39	30,44	35,21	10,32	7,85
G.T.	100,00	0,91	1,55	11,21	28,67	18,96	38,69

4. TRAFFIC STATISTICS

4. TRAFFIC STATISTICS

4.2.1.2 DISTRIBUTION BY FLAG

FLAGS	NUMBER OF VESSELS	G.T.
GERMANY	52	3.200.996
ANTIGUA & BARBUDA	182	1.851.173
SAUDI ARABIA	3	221.603
ARGELIA	8	116.247
BAHAMAS	94	3.674.080
BANGLADESH	1	25.818
BARBADOS	14	177.807
BELGIUM	35	1.051.765
BELICE	6	86.280
BERMUDAS	17	1.488.845
BRASIL	1	81.429
CAMEROON	1	81.148
CANADA	1	2.999
CHINA	18	700.182
CYPRUS	4.517	46.377.000
CROATIA	3	117.526
CUBA	1	50.199
CURAÇAO	5	130.582
DENMARK	280	21.894.501
EGIPT	4	162.626
SPAIN	5.043	31.434.495
UNITED STATES OF AMERICA	186	9.822.757
ESTONIA	1	40.975
PHILLIPINES	12	255.990
FINLAND	1	3.259
FRANCE	91	7.254.496

FLAGS	NUMBER OF VESSELS	G.T.
GIBRALTAR	55	618.138
GREECE	81	4.164.206
HONG KONG	506	24.176.655
INDIA	7	366.511
INDONESIA	12	219.041
IRELAND	2	22.873
CAYMAN ISLANDS	45	1.194.456
FEROE ISLANDS	2	11.278
MARSHALL ISLANDS	1.048	34.844.596
ISLE OF MAN	23	1.248.405
ITALY	236	3.370.868
JAPAN	1	43.166
KUWAIT	1	31.445
LATVIA	5	51.065
LEBANON	2	19.172
LIBERIA	982	38.889.958
LIBYA	1	61.348
LITHUANIA	6	29.851
LUXEMBOURG	6	120.500
MALTA	1.356	28.200.135
MOROCCO	2.595	37.582.676
MOLDOVA	2	5.208
UNKNOWN	4	75.213
NORWAY	127	3.985.661
NETHERLANDS	144	970.760
PALAU	2	8.113
PANAMA	450	24.132.820

FLAGS	NUMBER OF VESSELS	G.T.
PORTUGAL	612	10.944.718
QATAR	1	57.243
UNITED KINGDOM	91	898.277
RUSSIA	12	115.387
SAINT KITTS Y NEVIS	1	219
SEYCHELLES	3	66.045
SINGAPORE	397	17.535.370
ST. VINCENT & GRENADINES	18	341.352
SWEDEN	5	71.699
SWITZERLAND	3	77.934
THAILAND	4	121.537
TURKEY	48	761.797
VANUATU	11	24.661
VIETNAM	20	306.694
SOUTH AFRICA	1	18.567
TOTAL	**19.505**	**366.090.396**

4. TRAFFIC STATISTICS

4.2.1.3 DISTRIBUTION BY TYPES OF VESSELS

TYPE OF VESSELS		SPANISH		FOREIGN		TOTAL	
		NUMBER	G.T	NUMBER	G.T	NUMBER	G.T
TANKERS	Liquid bulk	487	1.922.236	2.634	62.820.467	3.121	64.742.703
	TOTAL	487	1.922.236	2.634	62.820.467	3.121	64.742.703
BULK-CARRIERS	Dry bulk	5	27.870	918	34.317.047	923	34.344.917
	TOTAL	5	27.870	918	34.317.047	923	34.344.917
GENERAL CARGO	General cargo	33	127.123	396	3.529.931	429	3.657.054
	Specialist Transport Services			50	770.633	50	770.633
	TOTAL	33	127.123	446	4.300.564	479	4.427.687
RO-RO	RO-RO Cargoes	245	1.571.185	732	9.822.838	977	11.394.023
	RO-RO Mixed Cargoes	3.983	27.236.614	6.445	74.100.358	10.428	101.336.972
	RO-RO Passengers					0	0
	TOTAL	4.228	28.807.799	7.177	83.923.196	11.405	112.730.995
PASSENGERS	Cruise Passengers			8	758.741	8	758.741
	Sea-Cat Passengers					0	0
	Other Vessels' Passengers					0	0
	TOTAL	0	0	8	758.741	8	758.741
CONTAINER	Container			3.091	144.600.373	3.091	144.600.373
	TOTAL	0	0	3.091	144.600.373	3.091	144.600.373
OTHERS MERCHANT VESSELS	High-Sea Fishing Freezer Ships	2	182			2	182
	Other	288	549.285	188	3.935.513	476	4.484.798
	TOTAL	290	549.467	188	3.935.513	478	4.484.980
TOTAL		5.043	31.434.495	14.462	334.655.901	19.505	366.090.396

4.2.2 WARSHIPS

	SPANISH	FOREIGN	TOTAL
Number	6		6
G.T	3.798		3.798

4. TRAFFIC STATISTICS

4.2.3 FISHING FRESH SHIPS

BASED IN THE PORT	NUMBER	G.T.
Algeciras	35	794
La Línea	53	139
TOTAL	**88**	**933**

4.2.4 PLEASURE BOATS

BASED IN THE PORT	NUMBER	AVERAGE LENGTH	AVERAGE BEAM
El Saladillo Dock	975	6,4	2,53
Port of La Linea	538	7,82	2,63
Puente Mayorga	55	4,66	1,89

4.2.5 SHIPS ENTERED FOR BREAKING UP

NO TRAFFIC

4.2.6 OTHER SHIPS

TYPE	NUMBER	G.T.
BARGE	1	174
DERRICK	9	2.599
CABLE SHIP	15	174.089
DREDGE	8	40.919
HOPPER	1	679
RESEARCH/RESCUE	45	151.265
TUG	121	80.925
TOTAL	**200**	**450.650**

4. TRAFFIC STATISTICS

4.3 GOODS, TONS

4.3.1 HANDLED AT PORT AUTHORITY QUAYS AND BERTHS

GOODS	DOMESTICS			FOREIGN			TOTAL		
	LOADED	UNLOADED	TOTAL	LOADED	UNLOADED	TOTAL	LOADED	UNLOADED	TOTAL
LIQUID BULKS									
Palm oil and its fractions, in bulk, whether refined or not, but not chemically modified		10.900	10.900		34.200	34.200		45.100	45.100
Non-Condensed Bitumenous Petroleum or Mineral Oils									
Oils & Other Tar-Distilled Products									
REPEX-Type Plasticizing Mineral Oils									
Unsaturated Acyclic Monocarboxylic Acids & Associated Anhydrides									
Alcohols & Associated Derivatives		5.509	5.509		55.491	55.491		61.000	61.000
Butane & Propane									
Fuel-oil	6.882		6.882	135.100	522	135.622	141.982	522	142.504
Natural Gas									
Gas oil				1.798		1.798	1.798		1.798
Acyclic Hydrocarbons									
Cyclic Hydrocarbons									
Kerosene, Gasoline & Refined Oils									
Lubricants									
Mixed Alkylbenzenes & Alkylnaphthalenes									
Naphthas									
Biodiesel and its derivatives, either free of petroleum oils or bituminous minerals, or with a content lower than 70% in weight	5.590	69.946	75.536	5.752	15.249	21.001	11.342	85.195	96.537
Other Liquid Bulks					19.233	19.233		19.233	19.233
TOTAL	**12.472**	**86.355**	**98.827**	**142.650**	**124.695**	**267.345**	**155.123**	**211.050**	**366.173**
DRY BULKS BY SPECIAL INSTALLATION									
Calcinated Petroleum Coke, Petrleum Bitumen									
Coals									
Cements and Clinker									
Others									
TOTAL									

(continued on next page)

4. TRAFFIC STATISTICS

GOODS	DOMESTICS			FOREIGN			TOTAL		
	LOADED	UNLOADED	TOTAL	LOADED	UNLOADED	TOTAL	LOADED	UNLOADED	TOTAL
DRY BULKS BY SPECIAL INSTALLATION									
Slag and Ash (including Seaweed Ash)									
Scrap									
Ferro-Alloys									
Others		5.640	5.640		10.674	10.674		16.314	16.314
TOTAL		**5.640**	**5.640**		**10.674**	**10.674**		**16.314**	**16.314**
GENERAL CARGO									
Acyclic Polycarboxylic Acids, their Anhydrides, Halides & Peroxyacids	18.835	4.484	23.319	281.510	64.832	346.342	300.345	69.316	369.661
Setts, Kerbstones & Flagstones	3.308	19.225	22.533	64.807	46.988	111.796	68.115	66.213	134.328
Citrus Fruits - Fresh or Dried	8.930	541	9.471	265.553	393.901	659.454	274.484	394.442	668.925
Water (including Still & Fizzy Mineral Water)	8.968	14.201	23.169	245.215	192.942	438.158	254.183	207.143	461.326
Buckwheat, Millet & Canary Seed	759	169	928	73.311	68.993	142.304	74.071	69.161	143.232
Cotton	376	198	574	196.586	141.476	338.062	196.962	141.674	338.636
Raw Aluminium	42.111	12.131	54.242	246.297	275.149	521.446	288.408	287.280	575.688
Articles for Cargo Conveyance or Packing	4.763	11.699	16.462	213.653	122.692	336.345	218.416	134.391	352.807
Cocoa Beans - Whole or Broken, Raw, Roasted or Powdered; and Chocolate	19.000	3.089	22.090	242.048	253.026	495.074	261.048	256.115	517.164
Coffee (including Roasted or Decaffeinated); Husks & Skins	14.032	1.639	15.670	194.637	202.067	396.703	208.668	203.705	412.374
Meat of Bovine Animals - Refrigerated or Frozen	5.315	1.218	6.534	161.646	135.796	297.443	166.962	137.015	303.976
Meat of Swine - Fresh, Refrigerated or Frozen	2.254	67.018	69.272	203.327	85.675	289.002	205.581	152.693	358.274
Other Meat & Edible Offal	14.661	13.104	27.765	845.640	835.335	1.680.976	860.302	848.439	1.708.741
Structures & Parts of Structures	4.464	22.426	26.890	206.946	162.015	368.961	211.410	184.441	395.851
Crustaceans - Whole or Shelled, Live, Fresh, Refrigerated or Frozen	49.257	735	49.992	74.750	154.895	229.645	124.007	155.630	279.637
Slag, ferrous waste and scrap of iron or steel origin.	3.194	13.315	16.509	162.861	179.863	342.724	166.056	193.178	359.233
Malt Extract; Food Preparations of Flour	2.130	3.502	5.632	253.026	249.024	502.050	255.156	252.526	507.682
Fish Fillets & Other Fish Meat - Fresh, Refrigerated or Frozen	38.935	3.707	42.642	47.919	87.342	135.261	86.854	91.049	177.903
Fruit, Nuts & Other Edible Parts of Plants	3.764	1.346	5.109	40.024	34.809	74.834	43.788	36.155	79.943

(continued on next page)

4. TRAFFIC STATISTICS

MAERSK
MAERSK
MAERSK

4. TRAFFIC STATISTICS

GOODS	DOMESTICS			FOREIGN			TOTAL		
	LOADED	UNLOADED	TOTAL	LOADED	UNLOADED	TOTAL	LOADED	UNLOADED	TOTAL
Hematite Pig-Iron	3.112	9.864	12.975	120.774	112.150	232.924	123.886	122.014	245.900
Artificial Graphite	1.580	392	1.972	8.938	9.770	18.708	10.518	10.161	20.679
Fish fats & oils	4.326	2.180	6.506	66.550	67.982	134.532	70.876	70.162	141.038
Wadding of textile materials	186	239	425	22.570	21.884	44.454	22.756	22.123	44.880
Other meat & Edible Meat offal	153	10.605	10.758	85.419	73.756	159.176	85.573	84.361	169.934
Other vegetable	6.607	5.883	12.490	353.386	463.749	817.135	359.993	469.631	829.625
Other articles of plastics	2.130	3.028	5.158	137.626	128.273	265.899	139.756	131.301	271.057
Other prepared or preserved meats	233	486	719	18.027	15.207	33.235	18.261	15.693	33.954
Milk & cream	7.921	11.651	19.572	99.636	83.144	182.780	107.557	94.795	202.352
Other sugars	625	2.165	2.790	65.234	62.549	127.782	65.859	64.714	130.573
Other Clothing Accessories & Parts of Garments	2.635	1.288	3.923	100.204	128.519	228.723	102.839	129.807	232.646
Other nuts- fresh or dried	2.788	1.818	4.606	141.752	279.979	421.731	144.541	281.796	426.337
Other furniture & parts thereof	5.557	8.776	14.333	498.491	498.152	996.643	504.048	506.928	1.010.977
Wood - Sawn or Chipped Lengthwise; Lumber or Firewood	22.969	10.451	33.420	361.871	377.928	739.799	384.840	388.379	773.219
Blankets	366	296	662	11.363	13.624	24.986	11.729	13.919	25.648
Machines & Mechanical Appliances with Individual Functions	1.847	14.972	16.819	127.847	122.084	249.931	129.693	137.056	266.749
Copper Mattes; Cement Copper	41	870	911	9.213	8.302	17.515	9.254	9.172	18.426
Molluscs (Shelled or Unshelled)	42.719	5.788	48.507	56.809	156.308	213.117	99.528	162.096	261.624
Motors & Electric Generators (excluding Power Generators)	411	754	1.165	8.088	15.436	23.524	8.499	16.189	24.689
New Rubber Tyres	2.889	22.365	25.253	127.661	102.029	229.690	130.550	124.393	254.943
Newsprint - Rolls or Sheets	782	4.359	5.141	170.142	163.717	333.859	170.924	168.076	339.000
Parts and accessories of motor vehicles	5.241	62.924	68.165	477.466	440.737	918.203	482.707	503.662	986.368
Frozen Fish	99.541	48.843	148.384	698.163	770.554	1.468.717	797.704	819.397	1.617.101
Batteries	52	1.126	1.178	10.909	9.682	20.591	10.961	10.809	21.769
Ethylene Polymers	52.446	12.272	64.718	491.634	557.443	1.049.077	544.080	569.714	1.113.795
Stainless Steel Products	1.318	359	1.677	88.297	25.689	113.986	89.615	26.048	115.663

(continued on next page)

4. TRAFFIC STATISTICS

GOODS	DOMESTICS			FOREIGN			TOTAL		
	LOADED	UNLOADED	TOTAL	LOADED	UNLOADED	TOTAL	LOADED	UNLOADED	TOTAL
Petroleum & Coumarone-Indene Resins, Polyterpenes, Polysulphides & Polysulphones	5.568	49.183	54.751	199.293	155.025	354.318	204.861	204.208	409.069
Salt	805	79.765	80.570	379.851	283.528	663.379	380.655	363.293	743.948
Tobacco	373	280	654	43.172	43.953	87.125	43.545	44.234	87.779
Registered Container & Tanker Tare	258.266	323.383	581.649	4.630.995	4.604.562	9.235.558	4.889.261	4.927.945	9.817.207
Ro-Ro Vehicle Tare	181.848	158.065	339.913	3.633.619	2.536.540	6.170.160	3.815.467	2.694.606	6.510.073
Tomatoes - Fresh, Refrigerated or Cooked	1.490	547	2.037	188.179	651.964	840.143	189.669	652.511	842.180
Tractors	106	1.159	1.265	98.006	90.345	188.351	98.112	91.504	189.616
Heavy Heavy Cargo Vehicles	21	1.011	1.032	10.829	7.127	17.956	10.850	8.138	18.988
Wines, Spirits & Other Alcoholic Beverages	827	35.414	36.241	117.903	59.869	177.772	118.730	95.284	214.014
Remainder of cargoes	941.270	1.259.883	2.201.153	16.413.067	15.152.546	31.565.613	17.354.337	16.412.429	33.766.766
TOTAL	**1.904.108**	**2.346.189**	**4.250.297**	**34.092.742**	**31.980.929**	**66.073.671**	**35.996.850**	**34.327.117**	**70.323.968**
TOTAL GOODS	**1.916.581**	**2.438.183**	**4.354.764**	**34.235.393**	**32.116.298**	**66.351.690**	**36.151.973**	**34.554.481**	**70.706.454**

4. TRAFFIC STATISTICS

4. TRAFFIC STATISTICS

4.3.2 HANDLED AT PRIVATE QUAYS AND BERTHS

GOODS	DOMESTICS			FOREIGN			TOTAL		
	LOADED	UNLOADED	TOTAL	LOADED	UNLOADED	TOTAL	LOADED	UNLOADED	TOTAL
LIQUID BULKS									
Palm oil and its fractions, in bulk, whether refined or not, but not chemically modified	0	4.079	4.079	0	14.071	14.071	0	18.150	18.150
Non-Condensed Bitumenous Petroleum or Mineral Oils	0	137.727	137.727	0	10.322.503	10.322.503	0	10.460.230	10.460.230
Oils & Other Tar-Distilled Products	33.853	142.822	176.674	217.983	481.363	699.346	251.835	624.185	876.020
REPEX-Type Plasticizing Mineral Oils	0	0	0	0	0	0	0	0	0
Unsaturated Acyclic Monocarboxylic Acids & Associated Anhydrides	0	3.504	3.504	0	13.193	13.193	0	16.697	16.697
Alcohols & Associated Derivatives	0	0	0	0	0	0	0	0	0
Butane & Propane	133.190	13.757	146.948	67.531	7.043	74.574	200.721	20.801	221.522
Fuel-oil	798.296	1.002.117	1.800.413	3.037.052	3.319.660	6.356.711	3.835.347	4.321.777	8.157.125
Natural Gas	0	0	0	0	0	0	0	0	0
Gas oil	1.773.702	178.006	1.951.708	758.878	69.781	828.659	2.532.580	247.787	2.780.367
Acyclic Hydrocarbons	0	0	0	29.818	4.721	34.540	29.818	4.721	34.540
Cyclic Hydrocarbons	74.511	0	74.511	132.305	139.706	272.011	206.816	139.706	346.522
Kerosene, Gasoline & Refined Oils	969.689	791.027	1.760.715	2.101.134	563.116	2.664.250	3.070.823	1.354.143	4.424.965
Lubricants	0	0	0	30.813	0	30.813	30.813	0	30.813
Mixed Alkylbenzenes & Alkylnaphthalenes	4.748	0	4.748	183.524	41.181	224.705	188.272	41.181	229.453
Naphthas	0	0	0	0	9.004	9.004	0	9.004	9.004
Biodiesel and its derivatives, either free of petroleum oils or bituminous minerals, or with a content lower than 70% in weight	0	0	0	0	0	0	0	0	0
Other Liquid Bulks	86.015	54.212	140.227	5.062	9.202	14.264	91.076	63.414	154.491
TOTAL	**3.874.002**	**2.327.252**	**6.201.254**	**6.564.099**	**14.994.544**	**21.558.643**	**10.438.101**	**17.321.796**	**27.759.897**
DRY BULKS BY SPECIAL INSTALLATION									
Calcinated Petroleum Coke, Petrleum Bitumen	0	0	0	0	0	0	0	0	0
Coals	0	0	0	0	0	0	0	0	0
Cements and Clinker	0	0	0	0	0	0	0	0	0
Others	0	0	0	0	0	0	0	0	0
TOTAL									

(continued on next page)

4. TRAFFIC STATISTICS

GOODS	DOMESTICS			FOREIGN			TOTAL		
	LOADED	UNLOADED	TOTAL	LOADED	UNLOADED	TOTAL	LOADED	UNLOADED	TOTAL
DRY BULKS WITHOUT SPECIAL INSTALLATION									
Slag and Ash (including Seaweed Ash)									
Scrap		103.766	103.766		295.834	295.834		399.600	399.600
Ferro-Alloys		8.000	8.000		168.886	168.886		176.886	176.886
Others	69.647		69.647		2.000	2.000	69.647	2.000	71.648
TOTAL	**69.647**	**111.766**	**181.414**		**466.720**	**466.720**	**69.647**	**578.486**	**648.134**
GENERAL CARGO									
Acyclic Polycarboxylic Acids, their Anhydrides, Halides & Peroxyacids									
Setts, Kerbstones & Flagstones									
Citrus Fruits - Fresh or Dried									
Water (including Still & Fizzy Mineral Water)									
Buckwheat, Millet & Canary Seed									
Cotton									
Raw Aluminium									
Articles for Cargo Conveyance or Packing									
Cocoa Beans - Whole or Broken, Raw, Roasted or Powdered; and Chocolate									
Coffee (including Roasted or Decaffeinated); Husks & Skins									
Meat of Bovine Animals - Refrigerated or Frozen									
Meat of Swine - Fresh, Refrigerated or Frozen									
Other Meat & Edible Offal									
Structures & Parts of Structures									
Crustaceans - Whole or Shelled, Live, Fresh, Refrigerated or Frozen									
Slag, ferrous waste and scrap of iron or steel origin.									
Malt Extract; Food Preparations of Flour									
Fish Fillets & Other Fish Meat - Fresh, Refrigerated or Frozen									
Fruit, Nuts & Other Edible Parts of Plants									

(continued on next page)

4. TRAFFIC STATISTICS

GOODS	DOMESTICS			FOREIGN			TOTAL		
	LOADED	UNLOADED	TOTAL	LOADED	UNLOADED	TOTAL	LOADED	UNLOADED	TOTAL
Hematite Pig-Iron									
Artificial Graphite									
Fish fats & oils									
Wadding of textile materials									
Other meat & Edible Meat offal									
Other vegetable									
Other articles of plastics									
Other prepared or preserved meats									
Milk & cream									
Other sugars									
Other Clothing Accessories & Parts of Garments									
Other nuts- fresh or dried									
Other furniture & parts thereof									
Wood - Sawn or Chipped Lengthwise; Lumber or Firewood									
Blankets									
Machines & Mechanical Appliances with Individual Functions				5		5	5		5
Copper Mattes; Cement Copper									
Molluscs (Shelled or Unshelled)									
Motors & Electric Generators (excluding Power Generators)									
New Rubber Tyres									
Newsprint - Rolls or Sheets									
Parts and accessories of motor vehicles									
Frozen Fish									
Batteries									
Ethylene Polymers									
Stainless Steel Products	4.044		4.044	255.498		255.498	259.542		259.542

(continued on next page)

4. TRAFFIC STATISTICS

GOODS	DOMESTICS			FOREIGN			TOTAL		
	LOADED	UNLOADED	TOTAL	LOADED	UNLOADED	TOTAL	LOADED	UNLOADED	TOTAL
Petroleum & Coumarone-Indene Resins, Polyterpenes, Polysulphides & Polysulphones									
Salt									
Tobacco									
Registered Container & Tanker Tare									
Ro-Ro Vehicle Tare									
Tomatoes - Fresh, Refrigerated or Cooked									
Tractors									
Heavy Heavy Cargo Vehicles									
Wines, Spirits & Other Alcoholic Beverages									
Remainder of cargoes	2.911		2.911	791	198	989	3.701	198	3.900
TOTAL	**6.954**		**6.954**	**256.293**	**198**	**256.492**	**263.247**	**198**	**263.446**
TOTAL GOODS	**3.950.603**	**2.439.018**	**6.389.621**	**6.820.392**	**15.461.463**	**22.281.855**	**10.770.995**	**17.900.481**	**28.671.476**

4. TRAFFIC STATISTICS

4.3.3 LOADED AND UNLOADED DURING THE YEAR

GOODS	DOMESTICS			FOREIGN			TOTAL		
	LOADED	UNLOADED	TOTAL	LOADED	UNLOADED	TOTAL	LOADED	UNLOADED	TOTAL
LIQUID BULKS									
Palm oil and its fractions, in bulk, whether refined or not, but not chemically modified	0	14.980	14.980	0	48.271	48.271	0	63.250	63.250
Non-Condensed Bitumenous Petroleum or Mineral Oils	0	137.727	137.727	0	10.322.503	10.322.503	0	10.460.230	10.460.230
Oils & Other Tar-Distilled Products	33.853	142.822	176.674	217.983	481.363	699.346	251.835	624.185	876.020
REPEX-Type Plasticizing Mineral Oils	0	0	0	0	0	0	0	0	0
Unsaturated Acyclic Monocarboxylic Acids & Associated Anhydrides	0	3.504	3.504	0	13.193	13.193	0	16.697	16.697
Alcohols & Associated Derivatives	0	5.509	5.509	0	55.491	55.491	0	61.000	61.000
Butane & Propane	133.190	13.757	146.948	67.531	7.043	74.574	200.721	20.801	221.522
Fuel-oil	805.178	1.002.117	1.807.295	3.172.152	3.320.182	6.492.333	3.977.330	4.322.299	8.299.629
Natural Gas	0	0	0	0	0	0	0	0	0
Gas oil	1.773.702	178.006	1.951.708	760.676	69.781	830.457	2.534.378	247.787	2.782.165
Acyclic Hydrocarbons	0	0	0	29.818	4.721	34.540	29.818	4.721	34.540
Cyclic Hydrocarbons	74.511	0	74.511	132.305	139.706	272.011	206.816	139.706	346.522
Kerosene, Gasoline & Refined Oils	969.689	791.027	1.760.715	2.101.134	563.116	2.664.250	3.070.823	1.354.143	4.424.965
Lubricants	0	0	0	30.813	0	30.813	30.813	0	30.813
Mixed Alkylbenzenes & Alkylnaphthalenes	4.748	0	4.748	183.524	41.181	224.705	188.272	41.181	229.453
Naphthas	0	0	0	0	9.004	9.004	0	9.004	9.004
Biodiesel and its derivatives, either free of petroleum oils or bituminous minerals, or with a content lower than 70% in weight	5.590	69.946	75.536	5.752	15.249	21.001	11.342	85.195	96.537
Other Liquid Bulks	86.015	54.212	140.227	5.062	28.436	33.497	91.076	82.648	173.724
TOTAL	**3.886.474**	**2.413.607**	**6.300.081**	**6.706.749**	**15.119.239**	**21.825.988**	**10.593.223**	**17.532.846**	**28.126.069**
DRY BULKS BY SPECIAL INSTALLATION									
Calcinated Petroleum Coke, Petrleum Bitumen	0	0	0	0	0	0	0	0	0
Coals	0	0	0	0	0	0	0	0	0
Cements and Clinker	0	0	0	0	0	0	0	0	0
Others	0	0	0	0	0	0	0	0	0
TOTAL	**0**	**0**	**0**	**0**	**0**	**0**	**0**	**0**	**0**

(continued on next page)

4. TRAFFIC STATISTICS

GOODS	DOMESTICS			FOREIGN			TOTAL		
	LOADED	UNLOADED	TOTAL	LOADED	UNLOADED	TOTAL	LOADED	UNLOADED	TOTAL
DRY BULKS WITHOUT SPECIAL INSTALLATION									
Slag and Ash (including Seaweed Ash)	0	0	0	0	0	0	0	0	0
Scrap	0	103.766	103.766	0	295.834	295.834	0	399.600	399.600
Ferro-Alloys	0	8.000	8.000	0	168.886	168.886	0	176.886	176.886
Others	69.647	5.640	75.287	0	12.674	12.674	69.647	18.314	87.961
TOTAL	**69.647**	**117.406**	**187.053**	**0**	**477.394**	**477.394**	**69.647**	**594.800**	**664.448**
GENERAL CARGO									
Acyclic Polycarboxylic Acids, their Anhydrides, Halides & Peroxyacids	18.835	4.484	23.319	281.510	64.832	346.342	300.345	69.316	369.661
Setts, Kerbstones & Flagstones	3.308	19.225	22.533	64.807	46.988	111.796	68.115	66.213	134.328
Citrus Fruits - Fresh or Dried	8.930	541	9.471	265.553	393.901	659.454	274.484	394.442	668.925
Water (including Still & Fizzy Mineral Water)	8.968	14.201	23.169	245.215	192.942	438.158	254.183	207.143	461.326
Buckwheat, Millet & Canary Seed	759	169	928	73.311	68.993	142.304	74.071	69.161	143.232
Cotton	376	198	574	196.586	141.476	338.062	196.962	141.674	338.636
Raw Aluminium	42.111	12.131	54.242	246.297	275.149	521.446	288.408	287.280	575.688
Articles for Cargo Conveyance or Packing	4.763	11.699	16.462	213.653	122.692	336.345	218.416	134.391	352.807
Cocoa Beans - Whole or Broken, Raw, Roasted or Powdered; and Chocolate	19.000	3.089	22.090	242.048	253.026	495.074	261.048	256.115	517.164
Coffee (including Roasted or Decaffeinated); Husks & Skins	14.032	1.639	15.670	194.637	202.067	396.703	208.668	203.705	412.374
Meat of Bovine Animals - Refrigerated or Frozen	5.315	1.218	6.534	161.646	135.796	297.443	166.962	137.015	303.976
Meat of Swine - Fresh, Refrigerated or Frozen	2.254	67.018	69.272	203.327	85.675	289.002	205.581	152.693	358.274
Other Meat & Edible Offal	14.661	13.104	27.765	845.640	835.335	1.680.976	860.302	848.439	1.708.741
Structures & Parts of Structures	4.464	22.426	26.890	206.946	162.015	368.961	211.410	184.441	395.851
Crustaceans - Whole or Shelled, Live, Fresh, Refrigerated or Frozen	49.257	735	49.992	74.750	154.895	229.645	124.007	155.630	279.637
Slag, ferrous waste and scrap of iron or steel origin.	3.194	13.315	16.509	162.861	179.863	342.724	166.056	193.178	359.233
Malt Extract; Food Preparations of Flour	2.130	3.502	5.632	253.026	249.024	502.050	255.156	252.526	507.682
Fish Fillets & Other Fish Meat - Fresh, Refrigerated or Frozen	38.935	3.707	42.642	47.919	87.342	135.261	86.854	91.049	177.903
Fruit, Nuts & Other Edible Parts of Plants	3.764	1.346	5.109	40.024	34.809	74.834	43.788	36.155	79.943
Hematite Pig-Iron	3.112	9.864	12.975	120.774	112.150	232.924	123.886	122.014	245.900
Artificial Graphite	1.580	392	1.972	8.938	9.770	18.708	10.518	10.161	20.679

(continued on next page)

4. TRAFFIC STATISTICS

GOODS	DOMESTICS			FOREIGN			TOTAL		
	LOADED	UNLOADED	TOTAL	LOADED	UNLOADED	TOTAL	LOADED	UNLOADED	TOTAL
GENERAL CARGO									
Fish fats & oils	4.326	2.180	6.506	66.550	67.982	134.532	70.876	70.162	141.038
Wadding of textile materials	186	239	425	22.570	21.884	44.454	22.756	22.123	44.880
Other meat & Edible Meat offal	153	10.605	10.758	85.419	73.756	159.176	85.573	84.361	169.934
Other vegetable	6.607	5.883	12.490	353.386	463.749	817.135	359.993	469.631	829.625
Other articles of plastics	2.130	3.028	5.158	137.626	128.273	265.899	139.756	131.301	271.057
Other prepared or preserved meats	233	486	719	18.027	15.207	33.235	18.261	15.693	33.954
Milk & cream	7.921	11.651	19.572	99.636	83.144	182.780	107.557	94.795	202.352
Other sugars	625	2.165	2.790	65.234	62.549	127.782	65.859	64.714	130.573
Other Clothing Accessories & Parts of Garments	2.635	1.288	3.923	100.204	128.519	228.723	102.839	129.807	232.646
Other nuts- fresh or dried	2.788	1.818	4.606	141.752	279.979	421.731	144.541	281.796	426.337
Other furniture & parts thereof	5.557	8.776	14.333	498.491	498.152	996.643	504.048	506.928	1.010.977
Wood - Sawn or Chipped Lengthwise; Lumber or Firewood	22.969	10.451	33.420	361.871	377.928	739.799	384.840	388.379	773.219
Blankets	366	296	662	11.363	13.624	24.986	11.729	13.919	25.648
Machines & Mechanical Appliances with Individual Functions	1.847	14.972	16.819	127.851	122.084	249.935	129.698	137.056	266.754
Copper Mattes; Cement Copper	41	870	911	9.213	8.302	17.515	9.254	9.172	18.426
Molluscs (Shelled or Unshelled)	42.719	5.788	48.507	56.809	156.308	213.117	99.528	162.096	261.624
Motors & Electric Generators (excluding Power Generators)	411	754	1.165	8.088	15.436	23.524	8.499	16.189	24.689
New Rubber Tyres	2.889	22.365	25.253	127.661	102.029	229.690	130.550	124.393	254.943
Newsprint - Rolls or Sheets	782	4.359	5.141	170.142	163.717	333.859	170.924	168.076	339.000
Parts and accessories of motor vehicles	5.241	62.924	68.165	477.466	440.737	918.203	482.707	503.662	986.368
Frozen Fish	99.541	48.843	148.384	698.163	770.554	1.468.717	797.704	819.397	1.617.101
Batteries	52	1.126	1.178	10.909	9.682	20.591	10.961	10.809	21.769
Ethylene Polymers	52.446	12.272	64.718	491.634	557.443	1.049.077	544.080	569.714	1.113.795
Stainless Steel Products	5.362	359	5.721	343.795	25.689	369.484	349.157	26.048	375.205
Petroleum & Coumarone-Indene Resins, Polyterpenes, Polysulphides & Polysulphones	5.568	49.183	54.751	199.293	155.025	354.318	204.861	204.208	409.069
Salt	805	79.765	80.570	379.851	283.528	663.379	380.655	363.293	743.948

(continued on next page)

4. TRAFFIC STATISTICS

GOODS	DOMESTICS			FOREIGN			TOTAL		
	LOADED	UNLOADED	TOTAL	LOADED	UNLOADED	TOTAL	LOADED	UNLOADED	TOTAL
GENERAL CARGO									
Tobacco	373	280	654	43.172	43.953	87.125	43.545	44.234	87.779
Registered Container & Tanker Tare	258.266	323.383	581.649	4.630.995	4.604.562	9.235.558	4.889.261	4.927.945	9.817.207
Ro-Ro Vehicle Tare	181.848	158.065	339.913	3.633.619	2.536.540	6.170.160	3.815.467	2.694.606	6.510.073
Tomatoes - Fresh, Refrigerated or Cooked	1.490	547	2.037	188.179	651.964	840.143	189.669	652.511	842.180
Tractors	106	1.159	1.265	98.006	90.345	188.351	98.112	91.504	189.616
Heavy Heavy Cargo Vehicles	21	1.011	1.032	10.829	7.127	17.956	10.850	8.138	18.988
Wines, Spirits & Other Alcoholic Beverages	827	35.414	36.241	117.903	59.869	177.772	118.730	95.284	214.014
Remainder of cargoes	944.181	1.259.883	2.204.064	16.413.858	15.152.744	31.566.602	17.358.039	16.412.627	33.770.666
TOTAL	**1.911.062**	**2.346.189**	**4.257.251**	**34.349.035**	**31.981.127**	**66.330.162**	**36.260.098**	**34.327.316**	**70.587.413**
TOTAL GOODS	**5.867.184**	**4.877.202**	**10.744.385**	**41.055.785**	**47.577.760**	**88.633.545**	**46.922.968**	**52.454.962**	**99.377.930**

4. TRAFFIC STATISTICS

4.3.4 TOTAL GOODS BY NATIONALITY OF PORTS OF ORIGIN AND DESTINATION

COUNTRY	LOADED	UNLOADED	TOTAL
AFGHANISTAN	277	24	300
ALBANIA	27.727	4.192	31.918
GERMANY	157.670	310.869	468.539
ANGOLA	594.601	28.229	622.830
ANGUILLA	21	-	21
ANTIGUA & BARBUDA	345	130	476
SAUDI ARABIA	785.184	1.013.222	1.798.406
ARGELIA	709.842	1.035.319	1.745.161
ARGENTINA	540.074	340.608	880.682
ARMENIA	44	6	50
ARUBA	1.263	209	1.472
AUSTRALIA	88.347	14.504	102.851
AUSTRIA	944	9.062	10.006
AZERBAYAN	488	119	607
BAHAMAS	37.676	924	38.600
BAHRAIN	15.822	28.960	44.782
BANGLADESH	90.092	109.819	199.910
BARBADOS	1.270	3	1.273
BELGIUM	222.605	708.260	930.865
BELICE	31	5.625	5.655
BENIN	220.843	16.104	236.947
BIELORRUSIA	1.224	578	1.802
BOLIVIA	1.161	-	1.161
BONAIRE, SAINT EUSTAQUIO & SABA	32.020	-	32.020
BOSNIA AND HERZEGOVINA	30	103	133
BOTSWANA	856	-	856

COUNTRY	LOADED	UNLOADED	TOTAL
BRASIL	1.470.056	2.783.942	4.253.998
BRUNEI	77	5	82
BULGARIA	29.133	39.871	69.004
BURKINA FASO	8.680	306	8.987
BURUNDI	8	-	8
CAPE VERDE	112.418	22.015	134.433
CAMBODIA	1.579	23.990	25.569
CAMEROON	605.232	562.981	1.168.213
CANADA	483.117	128.300	611.416
CHAD	893	-	893
CHILE	199.376	267.210	466.586
CHINA	1.180.050	1.964.034	3.144.084
CYPRUS	68.279	16.355	84.634
COLOMBIA	188.037	138.591	326.628
COMOROS	3.074	4	3.077
CONGO	343.182	11.181	354.363
SOUTH KOREA	125.662	107.204	232.867
IVORY COAST	607.810	389.960	997.771
COSTA RICA	72.326	432.102	504.429
CROATIA	29.720	28.259	57.979
CUBA	4.049	1.353	5.402
CURAÇAO	686	227	912
DENMARK	20.320	114.928	135.248
DOMINICA	118	-	118
ECUADOR	119.776	888.093	1.007.869
EGYPT	449.553	2.288.389	2.737.941
EL SALVADOR	37.579	12.274	49.853

(continued on next page)

4. TRAFFIC STATISTICS

COUNTRY	LOADED	UNLOADED	TOTAL
UNITED ARAB EMIRATES	438.123	528.011	966.133
ERITREA	14	-	14
SLOVAKIA	824	2.276	3.099
SLOVENIA	20.122	54.583	74.704
SPAIN	5.764.978	4.744.484	10.509.462
UNITED STATES OF AMERICA	3.001.780	2.453.347	5.455.127
ESTONIA	23.355	79.509	102.864
ETHIOPIA	6.141	-	6.141
FHILLIPPINES	190.783	6.972	197.754
FINLAND	21.922	63.310	85.231
FIJI	191	198	389
FRANCE	604.659	995.154	1.599.814
GABON	216.943	86.152	303.096
GAMBIA	238.195	32.441	270.636
GEORGIA	80.614	2.667	83.281
GHANA	767.174	129.631	896.805
GIBRALTAR	1.615.617	10.479	1.626.096
GRANADA	257	-	257
GREECE	639.061	224.999	864.060
GUADALUPE	6.359	1.221	7.580
GUAM	38	-	38
GUATEMALA	103.657	50.041	153.698
GUINEA CONAKRY	514.249	46.251	560.499
EQUATORIAL GUINEA	81.048	13.871	94.919
GUINEA-BISSAU	57.449	108.184	165.633
GUYANA	15.676	10.815	26.491
FRENCH GUYANA	7.383	1.687	9.070

COUNTRY	LOADED	UNLOADED	TOTAL
EAST TIMOR	185	4	189
TOGO	246.958	37.332	284.291
TRINIDAD AND TOBAGO	41.901	3.641	45.542
TUNISIA	144.928	324.113	469.040
INDIA	749.984	1.590.570	2.340.554
INDONESIA	18.994	248.330	267.324
IRAQ	42.762	136.551	179.313
IRELAND	19.109	360.847	379.956
ICELAND	25	382	407
CAYMAN ISLANDS	227	-	227
FAROE ISLANDS	40	1.776	1.815
MARSHALL ISLANDS	-	1	1
SOLOMON ISLANDS	42	4.661	4.703
US VIRGIN ISLANDS	128.017	-	128.017
ISRAEL	195.298	348.371	543.668
ITALY	1.291.261	2.114.040	3.405.301
JAMAICA	14.511	542	15.053
JAPAN	180.717	22.776	203.493
JORDAN	121.995	87.779	209.773
KAZAKSTAN	59	-	59
KENYA	27.416	144.906	172.322
KUWAIT	53.036	17.414	70.450
LESOTHO	774	-	774
LATVIA	23.936	64.015	87.950
LEBANON	169.631	129.037	298.667

(continued on next page)

4. TRAFFIC STATISTICS

COUNTRY	LOADED	UNLOADED	TOTAL
LIBERIA	195.585	88.191	283.776
LIBYA	101.490	337.566	439.056
LITHUANIA	22.167	57.783	79.949
LUXEMBOURG	-	41	41
MACAO	136	-	136
MACEDONIA	280	20	300
MADAGASCAR	9.618	7.538	17.156
MALAYSIA	104.650	91.526	196.176
MALAWI	904	218	1.122
MALDIVES	839	31	870
MALI	7.774	3.944	11.718
MALTA	88.519	41.078	129.598
MOROCCO	7.585.172	6.389.814	13.974.986
MARTINIQUE	3.006	1.333	4.339
MAURICIO	19.995	5.716	25.711
MAURITANIA	162.712	81.493	244.205
MAYOTTE	937	-	937
MEXICO	431.401	212.204	643.605
MOLDOVA	-	434	434
MONGOLIA	60	-	60
MONTENEGRO	11.181	3.402	14.584
MOZAMBIQUE	23.866	51.100	74.966
MYANMAR	1.593	31.956	33.548
NATION NOT SPECIFIED	1.566.562	591.079	2.157.641
NAMIBIA	40.077	56.160	96.237

COUNTRY	LOADED	UNLOADED	TOTAL
NEPAL	6.744	241	6.985
NICARAGUA	18.731	7.997	26.728
NIGER	10.196	357	10.553
NIGERIA	924.008	5.044.605	5.968.613
NORWAY	16.520	217.149	233.670
NEW CALEDONIA	168	12.472	12.640
NEW ZEALAND	29.194	36.898	66.092
OMAN	83.823	100.436	184.259
NETHERLANDS	560.526	1.028.006	1.588.532
PAKISTAN	170.628	194.226	364.854
PANAMA	47.124	14.352	61.476
PAPUA NEW GUINEA	642	25.675	26.316
PARAGUAY	91.493	24.637	116.130
PERU	220.444	237.365	457.809
FRENCH POLYNESIA	107	7	114
POLAND	365.697	197.030	562.727
PORTUGAL	1.143.548	1.686.141	2.829.689
PUERTO RICO	25.211	15.107	40.318
QATAR	52.072	186.962	239.034
UNITED KINGDOM	289.892	507.761	797.653
CENTRAL AFRICAN REPUBLIC	757	-	757
CZECH REPUBLIC	6.799	29.101	35.900
DEMOCRATIC REPUBLIC OF CONGO	290.790	11.647	302.437

(continued on next page)

4. TRAFFIC STATISTICS

COUNTRY	LOADED	UNLOADED	TOTAL
DOMINICAN REPUBLIC	120.531	15.431	135.962
UNITED REPUBLIC OF TANZANIA	25.209	46.927	72.136
REUNION	28.813	2.699	31.512
RWANDA	610	-	610
ROMANIA	43.328	91.681	135.009
RUSSIA	199.641	727.850	927.491
SAINT KITTS AND NEVIS	145	24	168
SAN MARINO	-	15	15
SAN MARTIN (DUTCH ZONE)	110	39	150
ST. VINCENT AND THE GRENADINES	29	-	29
ST. LUCIA	587	-	587
SAINT TOME AND PRINCE	3.385	316	3.701
SENEGAL	702.666	203.706	906.372
SERBIA	3.748	5.446	9.194
SEYCHELLES	12.104	88.028	100.132
SIERRA LEONE	212.729	45.093	257.821
SINGAPORE	23.718	8.529	32.248
SYRIA	50.071	6.165	56.236
SOMALIA	5.683	2.096	7.779
SRI LANKA	6.917	31.316	38.233
SWAZILAND	4.132	266	4.398
SOUTH AFRICA	1.059.785	827.333	1.887.118
SUDAN	33.603	1.062	34.665
SOUTH SUDAN	17	-	17
SWEDEN	72.192	238.218	310.410
SWISS	637	396	1.033

COUNTRY	LOADED	UNLOADED	TOTAL
SURINAM	9.295	4.118	13.412
THAILAND	79.349	85.010	164.359
TAIWAN	102.475	20.766	123.241
TAJIKISTAN	34	-	34
EAST TIMOR	185	4	189
TOGO	246.958	37.332	284.291
TRINIDAD AND TOBAGO	41.901	3.641	45.542
TUNISIA	144.928	324.113	469.040
TURKEY	1.125.757	2.720.366	3.846.123
UKRAINE	198.770	250.943	449.713
UGANDA	1.079	1.110	2.189
URUGUAY	84.267	65.058	149.325
VANUATU	-	0,3	0
VENEZUELA	39.461	16.867	56.328
VIETNAM	173.154	130.344	303.498
YEMEN	20.968	852	21.820
DJIBOUTI	83.271	23.946	107.217
ZAMBIA	364	13	377
ZIMBABWE	143	1.168	1.311
TOTAL	46.922.968	52.454.962	99.377.930

4. TRAFFIC STATISTICS

4. TRAFFIC STATISTICS

4.3.5 TRANSHIPPED GOODS

GOODS	DOMESTIC	FOREIGN	TOTAL
LIQUID BULKS	0	0	0
Petroleum Products			0
Other liquids			0
DRY BULKS	0	0	0
GENERAL CARGO	0	0	0
Conventional			0
By containers			0
TOTAL	0	0	0

4.3.6 ROLL-ON / ROLL-OFF TRAFFIC

4.3.6.1 SUMMARY OF THE ROLL-ON / ROLL-OFF TRAFFIC

LOADED GOODS	DOMESTIC	FOREIGN	TOTAL
By containers	7.630	29.493	37.123
By other means	337.232	5.856.609	6.193.841
TOTAL	344.861	5.886.102	6.230.964
UNLOADED GOODS	**DOMESTIC**	**FOREIGN**	**TOTAL**
By containers	57.107	20.557	77.664
By other means	176.114	5.211.480	5.387.594
TOTAL	233.221	5.232.037	5.465.258
LOADED AND UNLOADED GOODS	**DOMESTIC**	**FOREIGN**	**TOTAL**
By containers	64.737	50.050	114.786
By other means	513.346	11.068.089	11.581.435
TOTAL	578.082	11.118.139	11.696.221



4. TRAFFIC STATISTICS

4.3.6.2 UNITS OF INTERMODAL ROLL-ON / ROLL-OFF TRANSPORT

TYPE	DOMESTICS			FOREIGN			TOTAL		
	LOADED	UNLOADED	TOTAL	LOADED	UNLOADED	TOTAL	LOADED	UNLOADED	TOTAL
ACCOMPANIED									
Articulated HGV	6.144	5.734	11.878	12.848	11.238	24.086	18.992	16.972	35.964
Non-Articulated HGV	7.253	6.706	13.959	130.351	131.687	262.038	137.604	138.393	275.997
Road Trains	47	61	108	1.856	2.047	3.903	1.903	2.108	4.011
NON-ACCOMPANIED									
Trailers, Semi-Trailers & Beds (suitable for road haulage)	3.025	2.115	5.140	51.853	51.529	103.382	54.878	53.644	108.522
REST									
Tractor Head	5	17	22	296	693	989	301	710	1.011
Van	196	319	515	375	317	692	571	636	1.207
Roll-Trailers & Others (unsuitable for road haulage)	0	0	0	0	0	0	0	0	0
TOTAL	**16.670**	**14.952**	**31.622**	**197.579**	**197.511**	**395.090**	**214.249**	**212.463**	**426.712**

4.3.6.3 UNITS OF VEHICLES CONSIDERED LIKE GOOD

TYPE	DOMESTICS			FOREIGN			TOTAL		
	LOADED	UNLOADED	TOTAL	LOADED	UNLOADED	TOTAL	LOADED	UNLOADED	TOTAL
Tractor and Tractor Head (8701A y B)	7	0	7	1.082	5	1.087	1.089	5	1.094
Buses (8702 C, D, E, F)	0	1	1	171	0	171	171	1	172
Vehicles (8703 E, F, G, H, I, J, K, L)	233	3	236	4.815	281	5.096	5.048	284	5.332
HGVs (8704 B, C, D, E)	2	0	2	486	6	492	488	6	494
Special-Purpose Vehicles (8705)	7	2	9	229	2	231	236	4	240
Auto fork-lift (8709)	0	0	0	0	0	0	0	0	0
Tanks (8710)	0	0	0	0	0	0	0	0	0
Motorcycles (8711)	763	2	765	205	0	205	968	2	970
TOTAL	**1.012**	**8**	**1.020**	**6.988**	**294**	**7.282**	**8.000**	**302**	**8.302**

4. TRAFFIC STATISTICS

4. TRAFFIC STATISTICS

4.3.7 CLASSIFICATION OF GOODS

4.3.7.1 CLASSIFICATION BY NATURE

TYPE	DOMESTICS			FOREIGN			TOTAL		
	LOADED	UNLOADED	TOTAL	LOADED	UNLOADED	TOTAL	LOADED	UNLOADED	TOTAL
POWER PRODUCTS	**3.861.605**	**2.281.339**	**6.142.944**	**6.602.740**	**14.666.231**	**21.268.971**	**10.464.345**	**16.947.570**	**27.411.915**
Crude oil	0	137.727	137.727	109	10.322.557	10.322.666	109	10.460.284	10.460.393
Fuel-oil	806.072	1.003.675	1.809.747	3.240.055	3.358.776	6.598.831	4.046.127	4.362.451	8.408.578
Gas-oil	1.778.491	178.006	1.956.497	760.929	70.045	830.974	2.539.420	248.051	2.787.471
Gas	969.689	791.027	1.760.715	2.101.143	563.123	2.664.266	3.070.832	1.354.150	4.424.982
Other petroliferous products	76.653	7.305	83.958	289.043	229.155	518.198	365.697	236.459	602.156
Petroleum power gasses	218.183	13.800	231.983	69.698	9.235	78.933	287.881	23.035	310.916
Coals and petroleum coke	4.391	11.049	15.439	50.212	53.169	103.380	54.602	64.217	118.820
Natural gas	0	18	18	55	149,55	205	55	168	223
Biofuel	8.126	138.732	146.859	91.495	60.022	151.517	99.621	198.754	298.376
SIDERURGICAL	**135.418**	**239.543**	**374.960**	**2.037.122**	**2.269.376**	**4.306.498**	**2.172.540**	**2.508.919**	**4.681.459**
Iron mineral	964	369	1.333	2.045	2.584	4.629	3.009	2.953	5.961
Other minerals	27.729	12.727	40.456	247.832	292.596	540.427	275.561	305.322	580.883
Scrap iron	3.194	117.081	120.275	162.931	475.709	638.641	166.126	592.790	758.916
Siderurgical products	40.918	84.271	125.189	1.149.829	975.578	2.125.407	1.190.748	1.059.848	2.250.596
Other metallurgic products	62.612	25.096	87.707	474.485	522.910	997.395	537.097	548.005	1.085.102
NON-METALLIC MINERALS	**84.203**	**99.782**	**183.985**	**720.604**	**692.036**	**1.412.641**	**804.807**	**791.818**	**1.596.626**
Salt	805	79.765	80.570	379.851	283.528	663.379	380.655	363.293	743.948
Other non-metallic minerals	83.398	20.017	103.416	340.754	408.508	749.262	424.152	428.525	852.678
FERTILIZERS	**35.476**	**14.295**	**49.771**	**370.650**	**362.046**	**732.695**	**406.125**	**376.341**	**782.466**
Phosphates		350	350	3.892	3.790	7.682	3.892	4.141	8.033
Potash	1.041	65	1.106	53.498	57.596	111.094	54.539	57.661	112.200
Natural and artificials fertilizers	34.435	13.880	48.315	313.260	300.659	613.919	347.695	314.539	662.233
CHEMICAL PRODUCTS	**185.948**	**455.802**	**641.750**	**3.535.518**	**2.989.003**	**6.524.521**	**3.721.466**	**3.444.806**	**7.166.272**
Chemical products	185.948	455.802	641.750	3.535.518	2.989.003	6.524.521	3.721.466	3.444.806	7.166.272

(continued on next page)

4. TRAFFIC STATISTICS

TYPE	DOMESTICS			FOREIGN			TOTAL		
	LOADED	UNLOADED	TOTAL	LOADED	UNLOADED	TOTAL	LOADED	UNLOADED	TOTAL
BUILDING MATERIALS	**120.699**	**310.474**	**431.174**	**1.778.776**	**1.385.147**	**3.163.923**	**1.899.475**	**1.695.622**	**3.595.097**
Asphalt	70.154	2.006	72.160	13.743	14.506	28.249	83.897	16.512	100.409
Concrete and clinker	1.330	25.273	26.603	104.478	78.041	182.520	105.809	103.314	209.123
Building materials	49.216	283.195	332.411	1.660.554	1.292.600	2.953.154	1.709.770	1.575.795	3.285.565
STOCKBREEDING AND FEEDING PRODUCTS	**646.160**	**410.451**	**1.056.611**	**9.163.565**	**10.451.510**	**19.615.075**	**9.809.724**	**10.861.961**	**20.671.685**
Cereal and their flours	17.129	23.203	40.332	436.662	381.043	817.705	453.791	404.246	858.037
Soya beans	217	25	242	46.572	47.161	93.732	46.788	47.186	93.974
Fruits and vegetables	167.214	9.242	176.456	1.674.155	3.881.927	5.556.081	1.841.369	3.891.168	5.732.537
Wines, drinks, alcohols and by products	19.599	70.906	90.505	684.632	503.307	1.187.938	704.230	574.213	1.278.443
Canned food	59.843	13.284	73.127	732.379	414.715	1.147.095	792.222	428.000	1.220.222
Tobacco, cocoa, coffe and spices	52.559	14.976	67.535	724.658	756.539	1.481.198	777.217	771.515	1.548.733
Oil and greases	10.115	36.144	46.259	622.302	311.939	934.241	632.417	348.083	980.500
Other food products	68.047	156.932	224.978	2.946.014	2.613.587	5.559.601	3.014.060	2.770.519	5.784.580
Frozen fish	230.763	59.945	290.709	887.406	1.260.424	2.147.830	1.118.169	1.320.369	2.438.538
Green and dry fodder	20.674	25.793	46.467	408.785	280.868	689.653	429.460	306.661	736.121
OTHER GOODS	**347.356**	**493.982**	**841.339**	**7.680.980**	**6.807.834**	**14.488.814**	**8.028.336**	**7.301.817**	**15.330.153**
Wood and cork	31.032	124.855	155.887	805.008	697.126	1.502.134	836.040	821.981	1.658.020
Paper and wood pulp	21.126	66.814	87.941	1.036.828	960.324	1.997.151	1.057.954	1.027.138	2.085.092
Machinery, apparatus, tools and spares	67.135	109.019	176.153	1.338.169	1.410.708	2.748.877	1.405.304	1.519.726	2.925.030
Rest	228.063	193.294	421.358	4.500.975	3.739.677	8.240.652	4.729.039	3.932.972	8.662.010
VEHICLES & OTHER ITEMS OF TRANSPORT	**450.320**	**571.533**	**1.021.852**	**9.165.830**	**7.954.576**	**17.120.406**	**9.616.150**	**8.526.109**	**18.142.258**
Vehicles and parts	10.206	90.084	100.290	901.215	813.474	1.714.689	911.421	903.558	1.814.979
Equipment Tare (RO-RO)	181.848	158.065	339.913	3.633.619	2.536.540	6.170.160	3.815.467	2.694.606	6.510.073
Container tare	258.266	323.383	581.649	4.630.995	4.604.562	9.235.558	4.889.261	4.927.945	9.817.207
TOTAL	**5.867.184**	**4.877.202**	**10.744.385**	**41.055.785**	**47.577.760**	**88.633.545**	**46.922.968**	**52.454.962**	**99.377.930**

4. TRAFFIC STATISTICS

4.3.7.2.A CLASSIFICATION BY NATURE AND PACKAGING

TYPE	LIQUID BULKS			DRY BULKS			GENERAL CONTAINERISED CARGO		
	LOADED	UNLOADED	TOTAL	LOADED	UNLOADED	TOTAL	LOADED	UNLOADED	TOTAL
POWER PRODUCTS	**10.151.017**	**16.695.599**	**26.846.616**	**0**	**3.690**	**3.690**	**296.631**	**248.070**	**544.701**
Crude oil	0	10.460.230	10.460.230	0	0	0	109	54	163
Fuel-oil	3.977.330	4.322.299	8.299.629	0	0	0	67.339	40.132	107.471
Gas-oil	2.534.378	247.787	2.782.165	0	0	0	246	264	511
Gas	3.070.823	1.354.143	4.424.965	0	0	0	9	7	16
Other petroliferous products	267.447	153.431	420.878	0	0	0	94.203	83.018	177.221
Petroleum power gasses	285.614	20.801	306.415	0	0	0	2.242	2.234	4.476
Coals and petroleum coke	0	0	0	0	3.690	3.690	54.295	60.407	114.702
Natural gas	0	0	0	0	0	0	55	168	223
Biofuel	15.426	136.908	152.334	0	0	0	78.133	61.784	139.917
SIDERURGICAL	**0**	**0**	**0**	**0**	**576.486**	**576.486**	**1.794.658**	**1.893.200**	**3.687.858**
Iron mineral	0	0	0	0	0	0	2.989	2.933	5.922
Other minerals	0	0	0	0	0	0	275.161	303.932	579.093
Scrap iron	0	0	0	0	399.600	399.600	166.070	191.828	357.898
Siderurgical products	0	0	0	0	176.886	176.886	861.181	856.880	1.718.061
Other metallurgic products	0	0	0	0	0	0	489.257	537.627	1.026.884
NON-METALLIC MINERALS	**0**	**0**	**0**		**2.000**	**2.000**	**779.316**	**789.661**	**1.568.977**
Salt	0	0	0	0	0	0	373.846	363.272	737.118
Other non-metallic minerals	0	0	0	0	2.000	2.000	405.469	426.389	831.859
FERTILIZERS	**0**	**0**	**0**	**0**	**0**	**0**	**382.037**	**376.158**	**758.194**
Phosphates	0	0	0	0	0	0	3.870	4.141	8.011
Potash	0	0	0	0	0	0	54.361	57.640	112.001
Natural and artificials fertilizers	0	0	0	0	0	0	323.806	314.377	638.183
CHEMICAL PRODUCTS	**442.206**	**754.764**	**1.196.970**	**0**	**0**	**0**	**3.111.974**	**2.684.932**	**5.796.906**
Chemical products	442.206	754.764	1.196.970	0	0	0	3.111.974	2.684.932	5.796.906

(continued on next page)

4. TRAFFIC STATISTICS

TYPE	DOMESTICS			FOREIGN			TOTAL		
	LOADED	UNLOADED	TOTAL	LOADED	UNLOADED	TOTAL	LOADED	UNLOADED	TOTAL
BUILDING MATERIALS	**0**	**0**	**0**	**69.647**	**11.751**	**81.399**	**1.654.411**	**1.648.721**	**3.303.133**
Asphalt	0	0	0	69.647	11.751	81.399	13.335	4.566	17.901
Concrete and clinker	0	0	0	0	0	0	103.325	103.303	206.628
Building materials	0	0	0	0	0	0	1.537.751	1.540.853	3.078.604
STOCKBREEDING AND FEEDING PRODUCTS	**0**	**82.483**	**82.483**	**0**	**873**	**873**	**9.451.054**	**8.893.333**	**18.344.387**
Cereal and their flours	0	0	0	0	0	0	448.545	397.975	846.520
Soya beans	0	0	0	0	0	0	46.777	47.011	93.788
Fruits and vegetables	0	0	0	0	0	0	1.737.317	2.234.596	3.971.914
Wines, drinks, alcohols and by products	0	0	0	0	0	0	652.748	573.818	1.226.567
Canned food	0	0	0	0	0	0	765.227	397.541	1.162.768
Tobacco, cocoa, coffe and spices	0	0	0	0	0	0	764.996	765.189	1.530.185
Oil and greases	0	82.483	82.483	0	0	0	625.224	265.097	890.320
Other food products	0	0	0	0	0	0	2.912.868	2.762.624	5.675.492
Frozen fish	0	0	0	0	873	873	1.080.534	1.143.212	2.223.747
Green and dry fodder	0	0	0	0	0	0	416.817	306.270	723.087
OTHER GOODS	**0**	**0**	**0**	**0**	**0**	**0**	**6.651.001**	**6.681.516**	**13.332.517**
Wood and cork	0	0	0	0	0	0	808.542	819.898	1.628.440
Paper and wood pulp	0	0	0	0	0	0	1.036.218	1.025.059	2.061.277
Machinery, apparatus, tools and spares	0	0	0	0	0	0	1.240.601	1.340.433	2.581.033
Rest	0	0	0	0	0	0	3.565.640	3.496.126	7.061.767
VEHICLES & OTHER ITEMS OF TRANSPORT	**0**	**0**	**0**	**0**	**0**	**0**	**5.678.539**	**5.713.376**	**11.391.916**
Vehicles and parts	0	0	0	0	0	0	789.278	785.431	1.574.709
Equipment Tare (RO-RO)	0	0	0	0	0	0	0	0	0
Container tare	0	0	0	0	0	0	4.889.261	4.927.945	9.817.207
TOTAL	**10.593.223**	**17.532.846**	**28.126.069**	**69.647**	**594.800**	**664.448**	**29.799.622**	**28.928.968**	**58.728.590**

4. TRAFFIC STATISTICS

4. TRAFFIC STATISTICS

4.3.7.2.B CLASSIFICATION BY NATURE AND PACKAGING

TYPE	CONVENTIONAL CARGO			GENERAL CARGO			TOTAL		
	LOADED	UNLOADED	TOTAL	LOADED	UNLOADED	TOTAL	LOADED	UNLOADED	TOTAL
POWER PRODUCTS	**16.696**	**211**	**16.908**	**313.327**	**248.281**	**561.609**	**10.464.345**	**16.947.570**	**27.411.915**
Crude oil	0	0	0	109	54	163	109	10.460.284	10.460.393
Fuel-oil	1.459	19	1.478	68.798	40.152	108.950	4.046.127	4.362.451	8.408.578
Gas-oil	4.796	0	4.796	5.042	264	5.306	2.539.420	248.051	2.787.471
Gas	0	0	0	9	7	16	3.070.832	1.354.150	4.424.982
Other petroliferous products	4.047	10	4.056	98.250	83.028	181.278	365.697	236.459	602.156
Petroleum power gasses	25	0	25	2.267	2.234	4.501	287.881	23.035	310.916
Coals and petroleum coke	308	120	428	54.602	60.527	115.130	54.602	64.217	118.820
Natural gas	0	0	0	55	168	223	55	168	223
Biofuel	6.062	62	6.125	84.195	61.847	146.042	99.621	198.754	298.376
SIDERURGICAL	**377.882**	**39.232**	**417.114**	**2.172.540**	**1.932.433**	**4.104.973**	**2.172.540**	**2.508.919**	**4.681.459**
Iron mineral	20	19	39	3.009	2.953	5.961	3.009	2.953	5.961
Other minerals	399	1.390	1.790	275.561	305.322	580.883	275.561	305.322	580.883
Scrap iron	55	1.362	1.418	166.126	193.190	359.316	166.126	592.790	758.916
Siderurgical products	329.567	26.082	355.649	1.190.748	882.962	2.073.710	1.190.748	1.059.848	2.250.596
Other metallurgic products	47.840	10.378	58.219	537.097	548.005	1.085.102	537.097	548.005	1.085.102
NON-METALLIC MINERALS	**25.492**	**157**	**25.649**	**804.807**	**789.818**	**1.594.626**	**804.807**	**791.818**	**1.596.626**
Salt	6.809	21	6.830	380.655	363.293	743.948	380.655	363.293	743.948
Other non-metallic minerals	18.683	135	18.818	424.152	426.525	850.677	424.152	428.525	852.678
FERTILIZERS	**24.089**	**183**	**24.272**	**406.125**	**376.341**	**782.466**	**406.125**	**376.341**	**782.466**
Phosphates	22	0	22	3.892	4.141	8.033	3.892	4.141	8.033
Potash	178	21	199	54.539	57.661	112.200	54.539	57.661	112.200
Natural and artificials fertilizers	23.889	162	24.051	347.695	314.539	662.233	347.695	314.539	662.233
CHEMICAL PRODUCTS	**167.285**	**5.110**	**172.395**	**3.279.260**	**2.690.042**	**5.969.301**	**3.721.466**	**3.444.806**	**7.166.272**
Chemical products	167.285	5.110	172.395	3.279.260	2.690.042	5.969.301	3.721.466	3.444.806	7.166.272

(continued on next page)

4. TRAFFIC STATISTICS

TYPE	CONVENTIONAL CARGO			GENERAL CARGO			TOTAL		
	LOADED	UNLOADED	TOTAL	LOADED	UNLOADED	TOTAL	LOADED	UNLOADED	TOTAL
BUILDING MATERIALS	**175.417**	**35.149**	**210.565**	**1.829.828**	**1.683.870**	**3.513.698**	**1.899.475**	**1.695.622**	**3.595.097**
Asphalt	915	195	1.110	14.250	4.761	19.010	83.897	16.512	100.409
Concrete and clinker	2.483	11	2.494	105.809	103.314	209.123	105.809	103.314	209.123
Building materials	172.019	34.943	206.961	1.709.770	1.575.795	3.285.565	1.709.770	1.575.795	3.285.565
STOCKBREEDING AND FEEDING PRODUCTS	**358.670**	**1.885.272**	**2.243.942**	**9.809.724**	**10.778.605**	**20.588.330**	**9.809.724**	**10.861.961**	**20.671.685**
Cereal and their flours	5.246	6.272	11.518	453.791	404.246	858.037	453.791	404.246	858.037
Soya beans	11	175	186	46.788	47.186	93.974	46.788	47.186	93.974
Fruits and vegetables	104.052	1.656.572	1.760.624	1.841.369	3.891.168	5.732.537	1.841.369	3.891.168	5.732.537
Wines, drinks, alcohols and by products	51.482	394	51.876	704.230	574.213	1.278.443	704.230	574.213	1.278.443
Canned food	26.995	30.459	57.454	792.222	428.000	1.220.222	792.222	428.000	1.220.222
Tobacco, cocoa, coffe and spices	12.221	6.326	18.547	777.217	771.515	1.548.733	777.217	771.515	1.548.733
Oil and greases	7.193	503	7.697	632.417	265.600	898.017	632.417	348.083	980.500
Other food products	101.192	7.895	109.087	3.014.060	2.770.519	5.784.580	3.014.060	2.770.519	5.784.580
Frozen fish	37.635	176.284	213.919	1.118.169	1.319.497	2.437.666	1.118.169	1.320.369	2.438.538
Green and dry fodder	12.642	391	13.033	429.460	306.661	736.121	429.460	306.661	736.121
OTHER GOODS	**1.377.335**	**620.300**	**1.997.635**	**8.028.336**	**7.301.817**	**15.330.153**	**8.028.336**	**7.301.817**	**15.330.153**
Wood and cork	27.497	2.083	29.580	836.040	821.981	1.658.020	836.040	821.981	1.658.020
Paper and wood pulp	21.736	2.079	23.815	1.057.954	1.027.138	2.085.092	1.057.954	1.027.138	2.085.092
Machinery, apparatus, tools and spares	164.703	179.294	343.997	1.405.304	1.519.726	2.925.030	1.405.304	1.519.726	2.925.030
Rest	1.163.398	436.845	1.600.244	4.729.039	3.932.972	8.662.010	4.729.039	3.932.972	8.662.010
VEHICLES & OTHER ITEMS OF TRANSPORT	**3.937.610**	**2.812.733**	**6.750.343**	**9.616.150**	**8.526.109**	**18.142.258**	**9.616.150**	**8.526.109**	**18.142.258**
Vehicles and parts	122.143	118.127	240.270	911.421	903.558	1.814.979	911.421	903.558	1.814.979
Equipment Tare (RO-RO)	3.815.467	2.694.606	6.510.073	3.815.467	2.694.606	6.510.073	3.815.467	2.694.606	6.510.073
Container tare	0	0	0	4.889.261	4.927.945	9.817.207	4.889.261	4.927.945	9.817.207
TOTAL	**6.460.476**	**5.398.347**	**11.858.824**	**36.260.098**	**34.327.316**	**70.587.413**	**46.922.968**	**52.454.962**	**99.377.930**

4. TRAFFIC STATISTICS

4.3.7.3 CLASSIFICATION OF GOODS IN TRANSIT BY NATURE

TYPE	DOMESTIC		FOREIGN		TOTAL TRANSIT
	LOADED	UNLOADED	LOADED	UNLOADED	
POWER PRODUCTS	**3.819.635**	**2.143.612**	**2.979.260**	**3.246.783**	**12.189.290**
Crude oil	0	0	0	53	54
Fuel-oil	796.048	1.003.675	2.722.261	3.033.485	7.555.469
Gas-oil	1.770.755	178.006	55.721	23.760	2.028.242
Gas	967.687	791.027	9.629	16.173	1.784.516
Other petroliferous products	73.648	7.305	80.554	73.769	235.276
Petroleum power gasses	198.980	13.800	2.126	3.687	218.593
Coals and petroleum coke	4.391	11.049	49.816	52.511	117.766
Natural gas	0	18	55	45	118
Biofuel	8.126	138.732	59.099	43.300	249.257
SIDERURGICAL	**135.394**	**239.543**	**1.534.604**	**1.548.297**	**3.457.838**
Iron mineral	964	369	2.024	2.515	5.871
Other minerals	27.729	12.727	237.606	268.024	546.085
Scrap iron	3.194	117.081	154.085	155.498	429.859
Siderurgical products	40.918	84.271	734.828	685.925	1.545.942
Other metallurgic products	62.588	25.096	406.063	436.334	930.081
NON-METALLIC MINERALS	**84.203**	**99.782**	**673.512**	**633.155**	**1.490.653**
Salt	805	79.765	371.507	283.464	735.540
Other non-metallic minerals	83.398	20.017	302.005	349.691	755.112
FERTILIZERS	**35.476**	**14.295**	**313.520**	**335.542**	**698.833**
Phosphates	0	350	3.870	3.711	7.932
Potash	1.041	65	52.665	54.865	108.636
Natural and artificials fertilizers	34.435	13.880	256.984	276.965	582.264
CHEMICAL PRODUCTS	**184.745**	**454.823**	**2.643.245**	**2.705.619**	**5.988.433**
Chemical products	184.745	454.823	2.643.245	2.705.619	5.988.433

(continued on next page)

4. TRAFFIC STATISTICS

TYPE	DOMESTIC		FOREIGN		TOTAL TRANSIT
	LOADED	UNLOADED	LOADED	UNLOADED	
BUILDING MATERIALS	**115.700**	**310.474**	**1.563.638**	**1.285.218**	**3.275.031**
Asphalt	65.154	2.006	13.155	3.832	84.147
Concrete and clinker	1.330	25.273	102.122	77.354	206.079
Building materials	49.215	283.195	1.448.361	1.204.033	2.984.805
STOCKBREEDING AND FEEDING PRODUCTS	**644.564**	**404.292**	**7.538.937**	**7.764.392**	**16.352.185**
Cereal and their flours	17.129	23.203	382.877	368.766	791.976
Soya beans	217	25	46.565	46.938	93.744
Fruits and vegetables	167.190	9.242	1.483.054	1.651.540	3.311.026
Wines, drinks, alcohols and by products	19.551	70.906	555.110	492.051	1.137.619
Canned food	59.706	13.284	322.199	365.390	760.580
Tobacco, cocoa, coffe and spices	52.559	14.976	707.724	744.890	1.520.149
Oil and greases	10.052	29.985	226.570	214.796	481.402
Other food products	66.723	156.932	2.696.619	2.588.138	5.508.411
Frozen fish	230.763	59.945	840.901	1.019.155	2.150.764
Green and dry fodder	20.674	25.793	277.317	272.729	596.513
OTHER GOODS	**347.151**	**493.903**	**5.788.528**	**5.651.991**	**12.281.572**
Wood and cork	31.032	124.855	756.256	669.246	1.581.388
Paper and wood pulp	21.126	66.814	980.900	950.150	2.018.991
Machinery, apparatus, tools and spares	67.117	108.955	1.127.101	1.077.920	2.381.093
Rest	227.876	193.279	2.924.270	2.954.675	6.300.101
VEHICLES & OTHER ITEMS OF TRANSPORT	**449.857**	**571.435**	**4.618.042**	**4.580.921**	**10.220.255**
Vehicles and parts	10.206	90.084	745.342	671.151	1.516.783
Equipment Tare (RO-RO)	181.805	158.065	7	330	340.207
Container tare	257.846	323.285	3.872.694	3.909.440	8.363.265
TOTAL	**5.816.725**	**4.732.158**	**27.653.287**	**27.751.919**	**65.954.089**

4. TRAFFIC STATISTICS

4.3.7.4.A CLASSIFICATION OF GOODS IN TRANSIT BY NATURE

TYPE	LIQUID BULKS			DRY BULKS			GENERAL CONTAINERISED CARGO		
	LOADED	UNLOADED	TOTAL	LOADED	UNLOADED	TOTAL	LOADED	UNLOADED	TOTAL
POWER PRODUCTS	**6.554.451**	**5.143.194**	**11.697.645**	**0**	**3.690**	**3.690**	**238.419**	**243.371**	**481.790**
Crude oil	0	0	0	0	0	0	0	54	54
Fuel-oil	3.478.605	3.997.588	7.476.194	0	0	0	39.676	39.552	79.229
Gas-oil	1.821.440	201.502	2.022.942	0	0	0	246	264	511
Gas	977.307	807.193	1.784.500	0	0	0	9	7	16
Other petroliferous products	71.506	0	71.506	0	0	0	81.905	81.074	162.978
Petroleum power gasses	198.880	15.253	214.133	0	0	0	2.225	2.234	4.459
Coals and petroleum coke	0	0	0	0	3.690	3.690	54.092	59.749	113.841
Natural gas	0	0	0	0	0	0	55	63	118
Biofuel	6.711	121.659	128.370	0	0	0	60.211	60.373	120.584
SIDERURGICAL	**0**	**0**	**0**	**0**	**118.055**	**118.055**	**1.661.282**	**1.668.425**	**3.329.707**
Iron mineral	0	0	0	0	0	0	2.988	2.883	5.871
Other minerals	0	0	0	0	0	0	265.317	280.751	546.068
Scrap iron	0	0	0	0	110.055	110.055	157.279	161.190	318.469
Siderurgical products	0	0	0	0	8.000	8.000	767.191	762.174	1.529.366
Other metallurgic products	0	0	0	0	0	0	468.507	461.426	929.933
NON-METALLIC MINERALS	**0**	**0**	**0**	**0**	**0**	**0**	**749.038**	**732.913**	**1.481.951**
Salt	0	0	0	0	0	0	371.933	363.229	735.162
Other non-metallic minerals	0	0	0	0	0	0	377.105	369.685	746.789
FERTILIZERS	**0**	**0**	**0**	**0**	**0**	**0**	**348.913**	**349.837**	**698.750**
Phosphates	0	0	0	0	0	0	3.870	4.062	7.932
Potash	0	0	0	0	0	0	53.706	54.930	108.636
Natural and artificials fertilizers	0	0	0	0	0	0	291.337	290.845	582.182
CHEMICAL PRODUCTS	**215.275**	**626.097**	**841.372**	**0**	**0**	**0**	**2.606.368**	**2.534.119**	**5.140.487**
Chemical products	215.275	626.097	841.372	0	0	0	2.606.368	2.534.119	5.140.487

(continued on next page)

4. TRAFFIC STATISTICS

4. TRAFFIC STATISTICS

TYPE	LIQUID BULKS			DRY BULKS			GENERAL CONTAINERISED CARGO		
	LOADED	UNLOADED	TOTAL	LOADED	UNLOADED	TOTAL	LOADED	UNLOADED	TOTAL
BUILDING MATERIALS	**0**	**0**	**0**	**64.648**	**1.077**	**65.725**	**1.607.378**	**1.593.984**	**3.201.362**
Asphalt	0	0	0	64.648	1.077	65.725	13.186	4.566	17.752
Concrete and clinker	0	0	0	0	0	0	102.466	102.627	205.093
Building materials	0	0	0	0	0	0	1.491.726	1.486.791	2.978.518
STOCKBREEDING AND FEEDING PRODUCTS	**0**	**8.820**	**8.820**	**0**	**873**	**873**	**8.129.065**	**8.155.147**	**16.284.213**
Cereal and their flours	0	0	0	0	0	0	397.588	391.970	789.557
Soya beans	0	0	0	0	0	0	46.777	46.963	93.740
Fruits and vegetables	0	0	0	0	0	0	1.639.631	1.660.750	3.300.381
Wines, drinks, alcohols and by products	0	0	0	0	0	0	565.078	562.957	1.128.035
Canned food	0	0	0	0	0	0	380.306	378.493	758.799
Tobacco, cocoa, coffe and spices	0	0	0	0	0	0	759.597	756.484	1.516.080
Oil and greases	0	8.820	8.820	0	0	0	235.536	235.869	471.405
Other food products	0	0	0	0	0	0	2.736.666	2.744.991	5.481.657
Frozen fish	0	0	0	0	873	873	1.070.904	1.078.150	2.149.054
Green and dry fodder	0	0	0	0	0	0	296.983	298.522	595.505
OTHER GOODS	**0**	**0**	**0**	**0**	**0**	**0**	**6.065.657**	**6.132.106**	**12.197.763**
Wood and cork	0	0	0	0	0	0	786.944	794.100	1.581.044
Paper and wood pulp	0	0	0	0	0	0	1.001.613	1.016.257	2.017.869
Machinery, apparatus, tools and spares	0	0	0	0	0	0	1.190.272	1.183.918	2.374.190
Rest	0	0	0	0	0	0	3.086.828	3.137.831	6.224.659
VEHICLES & OTHER ITEMS OF TRANSPORT	**0**	**0**	**0**	**0**	**0**	**0**	**4.885.131**	**4.993.848**	**9.878.980**
Vehicles and parts	0	0	0	0	0	0	754.591	761.124	1.515.715
Equipment Tare (RO-RO)	0	0	0	0	0	0	0	0	0
Container tare	0	0	0	0	0	0	4.130.540	4.232.725	8.363.265
TOTAL	**6.769.726**	**5.778.112**	**12.547.837**	**64.648**	**123.695**	**188.343**	**26.291.253**	**26.403.750**	**52.695.003**

4. TRAFFIC STATISTICS

4.3.7.4.B CLASSIFICATION OF GOODS IN TRANSIT BY NATURE AND PACKAGING

TYPE	CONVENTIONAL CARGO			GENERAL CARGO			TRANSIT		
	LOADED	UNLOADED	TOTAL	LOADED	UNLOADED	TOTAL	LOADED	UNLOADED	TOTAL
POWER PRODUCTS	**6.025**	**139**	**6.165**	**244.445**	**243.510**	**487.955**	**6.798.895**	**5.390.395**	**12.189.290**
Crude oil	0	0	0	0	54	54	0	54	54
Fuel-oil	27	19	46	39.703	39.572	79.275	3.518.309	4.037.160	7.555.469
Gas-oil	4.789	0	4.789	5.036	264	5.300	1.826.476	201.766	2.028.242
Gas	0	0	0	9	7	16	977.317	807.200	1.784.516
Other petroliferous products	791	0	791	82.696	81.074	163.770	154.202	81.074	235.276
Petroleum power gasses	0	0	0	2.225	2.234	4.459	201.106	17.487	218.593
Coals and petroleum coke	115	120	235	54.206	59.869	114.076	54.206	63.559	117.766
Natural gas	0	0	0	55	63	118	55	63	118
Biofuel	303	0	303	60.514	60.373	120.887	67.225	182.032	249.257
SIDERURGICAL	**8.716**	**1.360**	**10.076**	**1.669.999**	**1.669.784**	**3.339.783**	**1.669.999**	**1.787.839**	**3.457.838**
Iron mineral	0	0	0	2.988	2.883	5.871	2.988	2.883	5.871
Other minerals	17	0	17	265.334	280.751	546.085	265.334	280.751	546.085
Scrap iron	0	1.334	1.334	157.279	162.524	319.803	157.279	272.579	429.859
Siderurgical products	8.554	22	8.577	775.746	762.196	1.537.942	775.746	770.196	1.545.942
Other metallurgic products	144	4	148	468.651	461.430	930.081	468.651	461.430	930.081
NON-METALLIC MINERALS	**8.678**	**24**	**8.702**	**757.715**	**732.937**	**1.490.653**	**757.715**	**732.937**	**1.490.653**
Salt	378	0	378	372.311	363.229	735.540	372.311	363.229	735.540
Other non-metallic minerals	8.299	24	8.323	385.404	369.709	755.112	385.404	369.709	755.112
FERTILIZERS	**82**	**0**	**82**	**348.996**	**349.837**	**698.833**	**348.996**	**349.837**	**698.833**
Phosphates	0	0	0	3.870	4.062	7.932	3.870	4.062	7.932
Potash	0	0	0	53.706	54.930	108.636	53.706	54.930	108.636
Natural and artificials fertilizers	82	0	82	291.419	290.845	582.264	291.419	290.845	582.264
CHEMICAL PRODUCTS	**6.347**	**227**	**6.574**	**2.612.715**	**2.534.345**	**5.147.060**	**2.827.990**	**3.160.442**	**5.988.433**
Chemical products	6.347	227	6.574	2.612.715	2.534.345	5.147.060	2.827.990	3.160.442	5.988.433

(continued on next page)

4. TRAFFIC STATISTICS

TYPE	CONVENTIONAL CARGO			GENERAL CARGO			TRANSIT		
	LOADED	UNLOADED	TOTAL	LOADED	UNLOADED	TOTAL	LOADED	UNLOADED	TOTAL
BUILDING MATERIALS	**7.312**	**631**	**7.943**	**1.614.690**	**1.594.615**	**3.209.305**	**1.679.338**	**1.595.692**	**3.275.031**
Asphalt	475	195	670	13.661	4.761	18.422	78.309	5.838	84.147
Concrete and clinker	986	0	986	103.452	102.627	206.079	103.452	102.627	206.079
Building materials	5.850	436	6.287	1.497.577	1.487.228	2.984.805	1.497.577	1.487.228	2.984.805
STOCKBREEDING AND FEEDING PRODUCTS	**54.436**	**3.844**	**58.280**	**8.183.501**	**8.158.991**	**16.342.492**	**8.183.501**	**8.168.684**	**16.352.185**
Cereal and their flours	2.418	0	2.418	400.006	391.970	791.976	400.006	391.970	791.976
Soya beans	4	0	4	46.781	46.963	93.744	46.781	46.963	93.744
Fruits and vegetables	10.613	32	10.645	1.650.244	1.660.782	3.311.026	1.650.244	1.660.782	3.311.026
Wines, drinks, alcohols and by products	9.584	0	9.584	574.662	562.957	1.137.619	574.662	562.957	1.137.619
Canned food	1.600	182	1.781	381.906	378.674	760.580	381.906	378.674	760.580
Tobacco, cocoa, coffe and spices	686	3.383	4.069	760.283	759.866	1.520.149	760.283	759.866	1.520.149
Oil and greases	1.086	92	1.178	236.622	235.960	472.582	236.622	244.780	481.402
Other food products	26.676	79	26.754	2.763.342	2.745.069	5.508.411	2.763.342	2.745.069	5.508.411
Frozen fish	761	77	838	1.071.664	1.078.228	2.149.892	1.071.664	1.079.100	2.150.764
Green and dry fodder	1.008	0	1.008	297.991	298.522	596.513	297.991	298.522	596.513
OTHER GOODS	**70.021**	**13.788**	**83.810**	**6.135.678**	**6.145.894**	**12.281.572**	**6.135.678**	**6.145.894**	**12.281.572**
Wood and cork	344	1	344	787.288	794.100	1.581.388	787.288	794.100	1.581.388
Paper and wood pulp	414	708	1.121	1.002.027	1.016.964	2.018.991	1.002.027	1.016.964	2.018.991
Machinery, apparatus, tools and spares	3.946	2.957	6.902	1.194.218	1.186.875	2.381.093	1.194.218	1.186.875	2.381.093
Rest	65.318	10.123	75.441	3.152.146	3.147.955	6.300.101	3.152.146	3.147.955	6.300.101
VEHICLES & OTHER ITEMS OF TRANSPORT	**182.767**	**158.507**	**341.275**	**5.067.899**	**5.152.356**	**10.220.255**	**5.067.899**	**5.152.356**	**10.220.255**
Vehicles and parts	956	112	1.068	755.548	761.235	1.516.783	755.548	761.235	1.516.783
Equipment Tare (RO-RO)	181.811	158.396	340.207	181.811	158.396	340.207	181.811	158.396	340.207
Container tare	0	0	0	4.130.540	4.232.725	8.363.265	4.130.540	4.232.725	8.363.265
TOTAL	**344.385**	**178.521**	**522.905**	**26.635.638**	**26.582.270**	**53.217.908**	**33.470.012**	**32.484.077**	**65.954.089**

4. TRAFFIC STATISTICS

4.4 LOCAL TRAFFIC, TONS

LOADED	UNLOADED	TOTAL
2.473.449	114.802	2.588.251

4.5 SUPPLIES

SUPPLIES	TONS
Fuel Liquid	2.942.643
water	132.354
Ice	600
Others	33.092
TOTAL	**3.108.689**

4.6 FISH CAPTURES

TYPES	WEIGHT (KG)	VALUE IN FIRST SALE (EUROS)
Mollusc	0	0
Crustacean	732,40	11.940,56
Fish	544.330	1.055.222,31
Other (seaweed include)	431	2.997,39
TOTAL FISH CAPTURES	**545.493,30**	**1.070.160,26**

4. TRAFFIC STATISTICS

4.7 CONTAINER TRAFFIC

4.7.1 20 FEET CONTAINERS

	DOMESTIC		FOREIGN		TOTAL	
	NUMBER	TONS	NUMBER	TONS	NUMBER	TONS
LOADED	**27.916**	**537.980**	**485.138**	**10.500.628**	**513.054**	**11.038.607**
Full	22.849	527.846	448.233	10.426.808	471.082	10.954.653
Empty	5.067	10.134	36.905	73.820	41.972	83.954
UNLOADED	**47.305**	**1.027.967**	**466.078**	**9.302.981**	**513.383**	**10.330.948**
Full	44.940	1.023.237	395.743	9.162.301	440.683	10.185.538
Empty	2.365	4.730	70.335	140.680	72.700	145.410
TOTAL	**75.221**	**1.565.947**	**951.216**	**19.803.609**	**1.026.437**	**21.369.555**
Full	67.789	1.551.083	843.976	19.589.109	911.765	21.140.191
Empty	7.432	14.864	107.240	214.500	114.672	229.364

4.7.2 CONTAINERS OVER 20 FEET

	DOMESTIC		FOREIGN		TOTAL	
	NUMBER	TONS	NUMBER	TONS	NUMBER	TONS
LOADED	**48.110**	**1.028.780**	**891.621**	**17.732.235**	**939.731**	**18.761.014**
Full	45.180	1.017.040	760.763	17.208.564	805.943	18.225.603
Empty	2.930	11.740	130.858	523.671	133.788	535.411
UNLOADED	**53.505**	**1.141.416**	**893.294**	**17.456.605**	**946.799**	**18.598.021**
Full	50.347	1.128.784	759.175	16.919.998	809.522	18.048.782
Empty	3.158	12.632	134.119	536.607	137.277	549.239
TOTAL	**101.615**	**2.170.196**	**1.784.915**	**35.188.839**	**1.886.530**	**37.359.035**
Full	95.527	2.145.824	1.519.938	34.128.562	1.615.465	36.274.385
Empty	6.088	24.372	264.977	1.060.278	271.065	1.084.650



4. TRAFFIC STATISTICS

4.7.3 TOTAL CONTAINERS EQUAL AND OVER 20 FEET

	DOMESTIC		FOREIGN		TOTAL	
	NUMBER	TONS	NUMBER	TONS	NUMBER	TONS
LOADED	76.026	1.566.759	1.376.759	28.232.862	1.452.785	29.799.622
Full	68.029	1.544.885	1.208.996	27.635.371	1.277.025	29.180.257
Empty	7.997	21.874	167.763	597.491	175.760	619.365
UNLOADED	100.810	2.169.383	1.359.372	26.759.585	1.460.182	28.928.968
Full	95.287	2.152.021	1.154.918	26.082.299	1.250.205	28.234.320
Empty	5.523	17.362	204.454	677.287	209.977	694.649
TOTAL	176.836	3.736.142	2.736.131	54.992.448	2.912.967	58.728.590
Full	163.316	3.696.906	2.363.914	53.717.670	2.527.230	57.414.576
Empty	13.520	39.236	372.217	1.274.778	385.737	1.314.014

4.7.4 CONTAINERS EQUAL AND OVER 20 FEET IN TRANSIT

	DOMESTIC		FOREIGN		TOTAL	
	NUMBER	TONS	NUMBER	TONS	NUMBER	TONS
LOADED	75.887	1.563.318	1.150.759	24.727.935	1.226.646	26.291.253
Full	67.890	1.541.444	1.069.030	24.433.179	1.136.920	25.974.623
Empty	7.997	21.874	81.729	294.756	89.726	316.630
UNLOADED	100.769	2.169.206	1.160.665	24.234.544	1.261.434	26.403.750
Full	95.283	2.151.926	1.043.246	23.844.014	1.138.529	25.995.940
Empty	5.486	17.280	117.419	390.530	122.905	407.810
TOTAL	176.656	3.732.524	2.311.424	48.962.479	2.488.080	52.695.003
Full	163.173	3.693.370	2.112.276	48.277.193	2.275.449	51.970.563
Empty	13.483	39.154	199.148	685.286	212.631	724.440

4.7.5 TOTAL EQUIVALENT 20 FEET CONTAINERS (TEUS)

	DOMESTIC		FOREIGN		TOTAL	
	NUMBER	TONS	NUMBER	TONS	NUMBER	TONS
LOADED	124.136	1.566.759	2.268.380	28.232.862	2.392.516	29.799.622
Full	113.209	1.544.885	1.969.759	27.635.371	2.082.968	29.180.257
Empty	10.927	21.874	298.621	597.491	309.548	619.365
UNLOADED	154.315	2.169.383	2.252.666	26.759.585	2.406.981	28.928.968
Full	145.634	2.152.021	1.914.093	26.082.299	2.059.727	28.234.320
Empty	8.681	17.362	338.573	677.287	347.254	694.649
TOTAL	278.451	3.736.142	4.521.046	54.992.448	4.799.497	58.728.590
Full	258.843	3.696.906	3.883.852	53.717.670	4.142.695	57.414.576
Empty	19.608	39.236	637.194	1.274.778	656.802	1.314.014

4.7.6 EQUIVALENT 20 FEET CONTAINERS (TEUS) IN TRANSIT

	DOMESTIC		FOREIGN		TOTAL	
	NUMBER	TONS	NUMBER	TONS	NUMBER	TONS
LOADED	123.926	1.563.318	1.893.969	24.727.935	2.017.895	26.291.253
Full	112.999	1.541.444	1.746.604	24.433.179	1.859.603	25.974.623
Empty	10.927	21.874	147.365	294.756	158.292	316.630
UNLOADED	154.266	2.169.206	1.912.190	24.234.544	2.066.456	26.403.750
Full	145.626	2.151.926	1.716.930	23.844.014	1.862.556	25.995.940
Empty	8.640	17.280	195.260	390.530	203.900	407.810
TOTAL	278.192	3.732.524	3.806.159	48.962.479	4.084.351	52.695.003
Full	258.625	3.693.370	3.463.534	48.277.193	3.722.159	51.970.563
Empty	19.567	39.154	342.625	685.286	362.192	724.440

4. TRAFFIC STATISTICS

4.7.7 CONTAINERISED GOODS CLASSIFIED BY NATURE (TONS)

TYPE	DOMESTICS			FOREIGN			TOTAL		
	LOADED	UNLOADED	TOTAL	LOADED	UNLOADED	TOTAL	LOADED	UNLOADED	TOTAL
POWER PRODUCTS	**7.705**	**33.216**	**40.922**	**288.926**	**214.853**	**503.779**	**296.631**	**248.070**	**544.701**
Crude oil		0	0	109	53	163	109	54	163
Fuel-oil	867	1.538	2.406	66.471	38.594	105.066	67.339	40.132	107.471
Gas-oil				246	264	511	246	264	511
Gas				9	7	16	9	7	16
Other petroliferous products	1.351	7.305	8.656	92.852	75.714	168.566	94.203	83.018	177.221
Petroleum power gasses	99	43	142	2.143	2.192	4.335	2.242	2.234	4.476
Coals and petroleum coke	4.276	7.239	11.515	50.019	53.169	103.187	54.295	60.407	114.702
Natural gas		18	18	55	150	205	55	168	223
Biofuel	1.112	17.074	18.186	77.021	44.711	121.732	78.133	61.784	139.917
SIDERURGICAL	**126.702**	**126.418**	**253.120**	**1.667.956**	**1.766.782**	**3.434.738**	**1.794.658**	**1.893.200**	**3.687.858**
Iron mineral	964	369	1.333	2.025	2.565	4.590	2.989	2.933	5.922
Other minerals	27.712	12.727	40.438	247.450	291.205	538.655	275.161	303.932	579.093
Scrap iron	3.194	11.982	15.177	162.876	179.846	342.722	166.070	191.828	357.898
Siderurgical products	32.364	76.249	108.613	828.817	780.631	1.609.448	861.181	856.880	1.718.061
Other metallurgic products	62.468	25.092	87.559	426.789	512.535	939.324	489.257	537.627	1.026.884
NON-METALLIC MINERALS	**75.525**	**99.758**	**175.284**	**703.790**	**689.903**	**1.393.693**	**779.316**	**789.661**	**1.568.977**
Salt	426	79.765	80.191	373.420	283.507	656.927	373.846	363.272	737.118
Other non-metallic minerals	75.099	19.993	95.093	330.370	406.396	736.766	405.469	426.389	831.859
FERTILIZERS	**35.393**	**14.295**	**49.688**	**346.643**	**361.863**	**708.506**	**382.037**	**376.158**	**758.194**
Phosphates		350	350	3.870	3.790	7.661	3.870	4.141	8.011
Potash	1.041	65	1.106	53.320	57.575	110.895	54.361	57.640	112.001
Natural and artificials fertilizers	34.353	13.880	48.232	289.453	300.498	589.951	323.806	314.377	638.183
CHEMICAL PRODUCTS	**141.001**	**301.242**	**442.242**	**2.970.974**	**2.383.690**	**5.354.664**	**3.111.974**	**2.684.932**	**5.796.906**
Chemical products	141.001	301.242	442.242	2.970.974	2.383.690	5.354.664	3.111.974	2.684.932	5.796.906

(continued on next page)

4. TRAFFIC STATISTICS

TYPE	DOMESTICS			FOREIGN			TOTAL		
	LOADED	UNLOADED	TOTAL	LOADED	UNLOADED	TOTAL	LOADED	UNLOADED	TOTAL
BUILDING MATERIALS	**43.740**	**308.787**	**352.527**	**1.610.671**	**1.339.934**	**2.950.606**	**1.654.411**	**1.648.721**	**3.303.133**
Asphalt	31	734	765	13.304	3.832	17.136	13.335	4.566	17.901
Concrete and clinker	344	25.273	25.617	102.982	78.030	181.011	103.325	103.303	206.628
Building materials	43.365	282.780	326.145	1.494.386	1.258.072	2.752.459	1.537.751	1.540.853	3.078.604
STOCKBREEDING AND FEEDING PRODUCTS	**591.752**	**390.841**	**982.593**	**8.859.302**	**8.502.492**	**17.361.794**	**9.451.054**	**8.893.333**	**18.344.387**
Cereal and their flours	14.711	23.203	37.914	433.834	374.771	808.605	448.545	397.975	846.520
Soya beans	212	25	237	46.565	46.986	93.550	46.777	47.011	93.788
Fruits and vegetables	156.601	9.239	165.840	1.580.716	2.225.357	3.806.073	1.737.317	2.234.596	3.971.914
Wines, drinks, alcohols and by products	10.015	70.906	80.921	642.734	502.912	1.145.646	652.748	573.818	1.226.567
Canned food	58.243	13.103	71.346	706.984	384.438	1.091.422	765.227	397.541	1.162.768
Tobacco, cocoa, coffe and spices	51.873	11.593	63.466	713.124	753.596	1.466.719	764.996	765.189	1.530.185
Oil and greases	9.029	21.073	30.102	616.194	244.024	860.218	625.224	265.097	890.320
Other food products	41.371	156.853	198.224	2.871.497	2.605.771	5.477.268	2.912.868	2.762.624	5.675.492
Frozen fish	230.031	59.052	289.083	850.503	1.084.161	1.934.664	1.080.534	1.143.212	2.223.747
Green and dry fodder	19.666	25.793	45.460	397.151	280.477	677.628	416.817	306.270	723.087
OTHER GOODS	**277.425**	**481.470**	**758.895**	**6.373.576**	**6.200.047**	**12.573.622**	**6.651.001**	**6.681.516**	**13.332.517**
Wood and cork	30.688	124.854	155.543	777.854	695.043	1.472.898	808.542	819.898	1.628.440
Paper and wood pulp	20.712	66.107	86.819	1.015.505	958.953	1.974.458	1.036.218	1.025.059	2.061.277
Machinery, apparatus, tools and spares	63.282	106.279	169.561	1.177.318	1.234.154	2.411.472	1.240.601	1.340.433	2.581.033
Rest	162.742	184.230	346.972	3.402.898	3.311.897	6.714.795	3.565.640	3.496.126	7.061.767
VEHICLES & OTHER ITEMS OF TRANSPORT	**267.516**	**413.356**	**680.871**	**5.411.024**	**5.300.021**	**10.711.044**	**5.678.539**	**5.713.376**	**11.391.916**
Vehicles and parts	9.250	89.973	99.222	780.028	695.458	1.475.487	789.278	785.431	1.574.709
Equipment Tare (RO-RO)	0	0	0	0	0	0	0	0	0
Container tare	258.266	323.383	581.649	4.630.995	4.604.562	9.235.558	4.889.261	4.927.945	9.817.207
TOTAL	**1.566.759**	**2.169.383**	**3.736.142**	**28.232.862**	**26.759.585**	**54.992.448**	**29.799.622**	**28.928.968**	**58.728.590**

4. TRAFFIC STATISTICS

4. TRAFFIC STATISTICS

4.8 GENERAL SUMMARY OF MARITIME TRAFFIC

4.8.1 GENERAL CHART NUMBER 1

ITEM	TONS	
	PARTIALS	TOTALS
LIQUID BULKS		28.126.069
Oil Products	26.694.282	
Natural Gas	0	
Other Liquid	1.431.787	
DRY BULKS	664.448	664.448
GENERAL CARGO	70.587.413	70.587.413
LOCAL TRAFFIC	2.588.251	2.588.251
SUPPLIES		3.108.689
Oil Products	2.942.643	
Rest	166.046	
FRESH FISH	545	545
TOTAL	105.075.416	105.075.416

4.8.2 GENERAL CHART NUMBER 2 (LOCAL TRAFFIC, SUPPLIES AND FRESH FISH, INCLUDED)

ITEM	TONS
Goods loaded	52.505.107
Goods unloaded	52.570.034
Goods transhipped	275
TOTAL	105.075.416

4.8.3 GENERAL CHART NUMBER 3

ITEM	TONS	
	PARTIALS	TOTALS
FOREIGN TRADE		25.605.093
IMPORT		16.594.509
Solid Bulk	11.609.868	
Liquid Bulk	471.105	
General Cargo	4.513.536	
EXPORT		9.010.584
Solid Bulk	3.781.528	
Liquid Bulk		
General Cargo	5.229.055	
DOMESTIC TRADE		194.666
GOODS IN TRANSIT		57.250.617
GOODS TRANSHIPPED		275
EQUIPMENT TARE		16.327.280
FRESH FISH, SUPPLIES AND LOCAL TRAFFIC		5.697.486
TOTAL		105.075.416

4. TRAFFIC STATISTICS

4.9 HINTERLAND TRAFFIC

TRANSPORT SYSTEM USED FOR HINTERLAND CONNECTIONS FROM OR TO PORT AREA	TONS		
	LOADED	UNLOADED	TOTAL
Railway	70.934	127.659	198.593
Road	9.558.525	8.088.491	17.647.017
Pipe	3.823.498	11.754.734	15.578.232
Other	0	0	0
Without land transport	33.470.012	32.484.077	65.954.089
TOTAL HINTERLAND TRAFFIC	**46.922.968**	**52.454.962**	**99.377.930**
Fresh Fish, Supplies and Local Traffic	5.582.139	115.347	5.697.486
TOTAL	**52.505.107**	**52.570.309**	**105.075.416**

4.9.1 RAILWAY TRAFFIC

	INWARDS	OUTWARDS	TOTAL
Wagons full	7.581	7.623	15.204
Wagons empty	0	0	0
TOTAL WAGONS	**7.581**	**7.623**	**15.204**
TOTAL TONS	**70.934**	**127.659**	**198.593**
TOTAL TEUS	**14.007**	**20.617**	**34.624**

4.9.2 T.I.R. TRAFFIC

	TRUCKS NUMBER	TONS
Import	145.289	2.134.725
Export	145.430	3.030.339
TOTAL	**290.719**	**5.165.065**

4. TRAFFIC STATISTICS

4.10 DEVELOPMENT DIAGRAMS AND HISTORICAL SEQUENCE

MAIN FIGURE DEVELOPMENT

	2011	2012	2013	2014	2015	2016	2017	2018	2019	2020	2021
TOTAL TRAFFIC DEVELOPMENT (IN MILLIONS OF TONS)	82,845	88,876	91,150	94,935	98,219	103,174	101,553	107,361	109,415	107,323	105,075
TRAFFIC BY TYPE OF CARGO (IN MILLIONS OF TONS)											
Solid bulk	1,563	1,955	1,598	1,603	2,131	1,779	2,103	1,718	0,974	0,553	0,664
Liquid bulk	23,037	22,700	24,181	25,179	27,344	27,310	28,775	31,763	30,577	28,312	28,126
General cargo	52,280	58,613	60,086	61,183	62,470	67,770	65,450	69,062	73,331	74,731	70,587
TOTAL FOREIGN TRAFFIC (IN MILLIONS OF TONS)	67,928	75,029	76,940	79,086	82,383	86,993	86,575	91,872	94,996	93,377	88,634
DEVELOPMENT OF FOREIGN TRAFFIC (IN MILLIONS OF TONS)											
Loaded	28,817	32,685	33,693	34,079	35,358	38,225	36,993	40,058	42,553	42,925	41,056
Unloaded	39,111	42,344	43,247	45,007	47,025	48,767	49,582	51,814	52,444	50,452	47,578
DEVELOPMENT OF CONTAINER TRAFFIC (IN TTHOUSANDS OF TEU'S)	3.602,631	4.114,231	4.349,755	4.556,492	4.515,768	4.761,444	4.389,851	4.773,158	5.125,385	5.107,873	4.799,497
GENERAL CARGO CONTAINERIZATION DEVELOPMENT (IN MILLIONS OF TONS)											
Containerized general cargo	47,632	53,180	54,044	54,624	55,477	60,179	57,600	60,593	64,283	65,434	58,729
No containerized general cargo	4,647	5,433	6,042	6,559	6,994	7,592	7,850	8,469	9,048	9,297	11,859
DEVELOPMENT OF G.T. (IN MILLIONS)	330,268	341,807	357,888	403,789	415,719	437,229	392,431	396,931	403,568	346,854	366,090
DRY CARGO DEVELOPMENT (IN MILLIONS OF TONS)	53,843	60,568	61,684	62,786	64,601	69,549	67,553	70,781	74,305	75,284	71,252

4. TRAFFIC STATISTICS

4.10.1 Throughput Development

105,1

4.10.3 Foreign Throughput

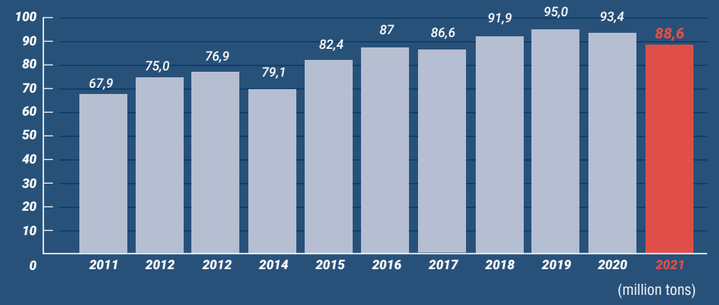

88,6

4.10.2 Throughput by Cargo

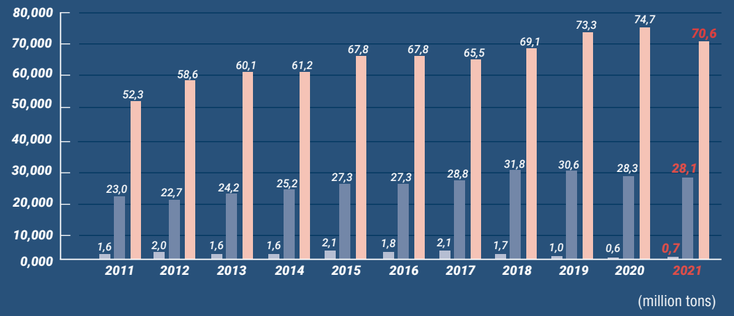

70,6

Solid Bulks

Liquid Bulks

General Cargo

4.10.4 Foreign Throughput Development

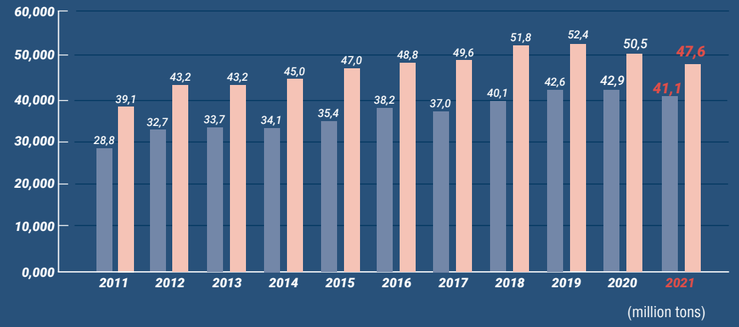

47,6

Loaded

Unloaded

4. TRAFFIC STATISTICS

4.10.5 Container Throughput Development

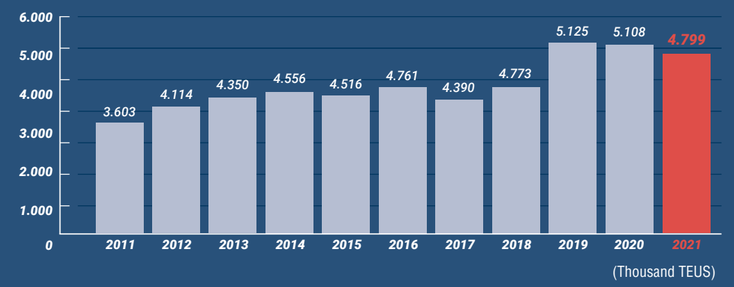

4,799

4.10.6 General Cargo Containerization Development

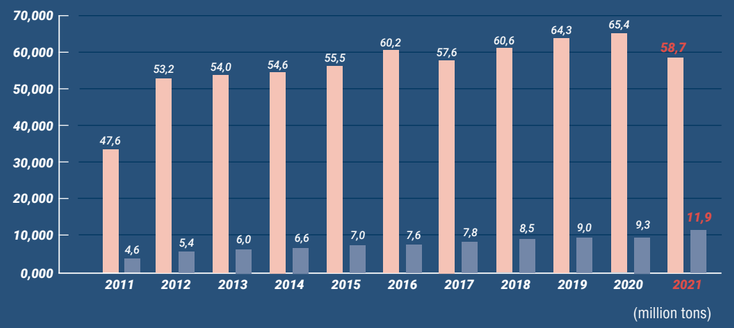

58,7

Containerized

No Containerized

4.10.7 G.T. Development

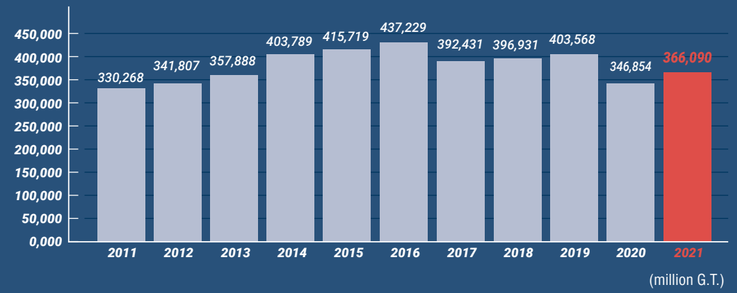

G.T. 366,090

4.10.8 Dry Cargo Development

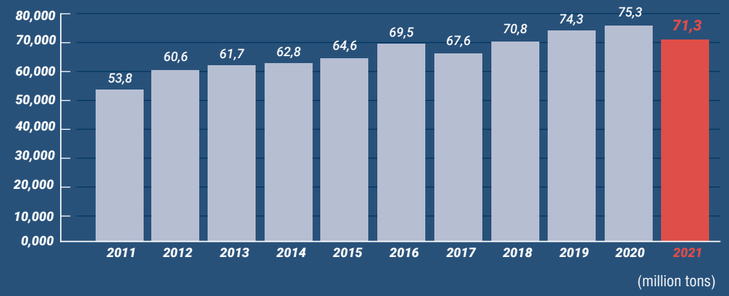

Tons 71,3

4. TRAFFIC STATISTICS
B) TARIFA

4.1 PASSENGER TRAFFIC	314
4.2 VESSELS	318
4.3 GOODS, TONS	314
4.4 LOCAL TRAFFIC, TONS	332
4.5 SUPPLIES	332
4.6 FISH CAPTURES	332
4.7 CONTAINER TRAFFIC	332
4.8 GENERAL SUMMARY OF MARITIME TRAFFIC	334
4.9 HINTERLAND TRAFFIC	336
4.10 DEVELOPMENT DIAGRAMS AND HISTORICAL SEQUENCE	338

4. TRAFFIC STATISTICS

4.1 PASSENGER TRAFFIC

4.1.1 PASSENGERS

4.1.1.1 NUMBER OF PASSENGERS

PASSENGERS		DOMESTIC	FOREIGN	TOTAL
TRANSPORTATION REGIME	Embarked	0	0	0
	Disembarked	0	0	0
	In transit	0	0	0
	TOTAL	0	0	0
CRUISE	Embarked	0	0	0
	Disembarked	0	0	0
	In transit	0	0	0
	TOTAL	0	0	0
INTERNAL	Embarked	0	0	0
	Disembarked	0	0	0
	Excursionist	0	0	0
	TOTAL	0	0	0
OTHER PASSENGERS	TOTAL			25.890
TOTAL PASSENGERS				25.890

4.1.1.2 PASSENGERS OF REGULAR SHIPPING LINES, NUMBER. PORTS OF ORIGIN AND DESTINATION

PORTS OF ORIGIN & DESTINATION	DOMESTIC		FOREIGN		TOTAL
	EMBARKED	DISEMBARKED	EMBARKED	DISEMBARKED	
Ceuta	0	0	0	0	0
Tanger	0	0	0	0	0
Others	0	0	0	0	0
TOTAL	0	0	0	0	0

4.1.2 VEHICLES WITH PASSENGERS. NUMBER OF VEHICLES

TYPE OF NAVIGATION	TYPE OF VEHICLE	EMBARKED	DISEMBARKED	TOTAL
DOMESTIC	Motorcycles	0	0	0
	Cars	0	0	0
	Vans	0	0	0
	Buses	0	0	0
	Total	0	0	0
FOREIGN	Motorcycles	0	0	0
	Cars	0	0	0
	Vans	0	0	0
	Buses	0	0	0
	Total	0	0	0
TOTAL		0	0	0

4. TRAFFIC STATISTICS

4. TRAFFIC STATISTICS

4.2 VESSELS

4.2.1 MERCHANT SHIPS

4.2.1.1 DISTRIBUTION BY TONNAGE

	TOTAL	UP TO 3,000 G.T.	FROM 3,001 TO 5,000 G.T.	FROM 5,001 TO 10,000 G.T.	FROM 10,001 A 25,000 G.T.	FROM 25,001 TO 50,000 G.T.	MORE THAN 50,000 G.T.
SPANISH							
Number	12	12	0	0	0	0	0
G.T.	551	551	0	0	0	0	0
FOREIGN							
Number	2	0	0	2	0	0	0
G.T.	10.014	0	0	10.014	0	0	0
TOTAL							
Number	14	12	0	2	0	0	0
G.T.	10.565	551	0	10.014	0	0	0
PERCENTAGE ON THE TOTAL							
Number	100,00	85,71	0,00	14,29	0,00	0,00	0,00
G.T.	100,00	5,22	0,00	94,78	0,00	0,00	0,00

4. TRAFFIC STATISTICS

4.2.1.2 DISTRIBUTION BY FLAG

FLAGS	NUMBER OF VESSELS	G.T.
CYPRUS	2	10.014
SPAIN	12	551
TOTAL	14	10.565

4.2.1.3 DISTRIBUTION BY TYPES OF VESSELS

TYPE OF VESSELS		SPANISH		FOREIGN		TOTAL	
		NUMBER	G.T	NUMBER	G.T	NUMBER	G.T
TANKERS	Liquid Bulk Ships	0	0	0	0	0	0
	TOTAL	0	0	0	0	0	0
BULK-CARRIERS	Dry Bulk Ships	0	0	0	0	0	0
	TOTAL	0	0	0	0	0	0
GENERAL CARGO	General Cargo	0	0	0	0	0	0
	Specialist Transport Services	0	0	0	0	0	0
	TOTAL	0	0	0	0	0	0
RO-RO	RO-RO Cargoes	0	0	0	0	0	0
	RO-RO Mixed Cargoes	0	0	2	10.014	2	10.014
	RO-RO Passengers	0	0	0	0	0	0
	TOTAL	0	0	2	10.014	2	10.014
PASSENGERS	Cruise Passengers	0	0	0	0	0	0
	Sea-Cat Passengers	0	0	0	0	0	0
	Other Vessels' Passengers	4	245	0	0	4	245
	TOTAL	4	245	0	0	4	245
CONTAINER SHIP	Container Ship	0	0	0	0	0	0
	TOTAL	0	0	0	0	0	0
OTHER SHIP	High-Sea Fishing Freezer Ships	0	0	0	0	0	0
	Other	8	306	0	0	8	306
	TOTAL	8	306	0	0	8	306
TOTALS		12	551	2	10.014	14	10.565

4.2.2 WARSHIPS

	SPANISH	FOREIGN	TOTAL
Number	0	0	0
G.T	0	0	0

4.2.3 FISHING FRESH SHIPS

BASED IN THE PORT	NUMBER	G.T.
Tarifa	51	329
TOTAL	51	329

4.2.4 PLEASURE BOATS

BASED IN THE PORT	NUMBER	AVERAGE LENGTH	AVERAGE BEAM
Port of Tarifa	99	6,02	2,34

4.2.5 SHIPS ENTERED FOR BREAKING UP

BASED IN THE PORT	NUMBER
No Traffic	

4.2.6 OTHER SHIPS

TYPE	NUMBER	G.T.
No Traffic		

4. TRAFFIC STATISTICS

4. TRAFFIC STATISTICS

4.3 GOODS, TONS

4.3.1 HANDLED AT PORT AUTHORITY QUAYS AND BERTHS

GOODS	DOMESTIC			FOREIGN			TOTAL		
	LOADED	UNLOADED	TOTAL	LOADED	UNLOADED	TOTAL	LOADED	UNLOADED	TOTAL
No Traffic	-	-	-	-	-	-	-	-	-

4.3.2 HANDLED BY PRIVATE QUAYS AND BERTHS

GOODS	DOMESTIC			FOREIGN			TOTAL		
	LOADED	UNLOADED	TOTAL	LOADED	UNLOADED	TOTAL	LOADED	UNLOADED	TOTAL
No Traffic	-	-	-	-	-	-	-	-	-

4.3.3 LOADED AND UNLOADED DURING THE YEAR

GOODS	DOMESTIC			FOREIGN			TOTAL		
	LOADED	UNLOADED	TOTAL	LOADED	UNLOADED	TOTAL	LOADED	UNLOADED	TOTAL
No Traffic	-	-	-	-	-	-	-	-	-

4. TRAFFIC STATISTICS

4.3.4 TOTAL GOODS BY NATIONALITY OF PORTS OF ORIGIN AND DESTINATION

COUNTRY	LOADED	UNLOADED	TOTAL
No Traffic			

4.3.5 TOTAL TRANSHIPPED GOODS

COUNTRY	LOADED	UNLOADED	TOTAL
No Traffic			

4.3.6 ROLL- ON / ROLL- OFF TRAFFIC

4.3.6.1 SUMMARY OF THE TRAFFIC ROLL-ON / ROLL-OFF

LOADED GOODS	DOMESTIC	FOREIGN	TOTAL
No Traffic			
UNLOADED GOODS	**DOMESTIC**	**FOREIGN**	**TOTAL**
No Traffic			
LOADED AND UNLOADED GOODS	**DOMESTIC**	**FOREIGN**	**TOTAL**
No Traffic			

4. TRAFFIC STATISTICS

4.3.6.2 UNITS OF INTERMODAL TRANSPORT ROLL-ON / ROLL-OFF

TYPE	DOMESTIC			FOREIGN			TOTAL		
	LOADED	UNLOADED	TOTAL	LOADED	UNLOADED	TOTAL	LOADED	UNLOADED	TOTAL
No Traffic	-	-	-	-	-	-	-	-	-

4.3.6.3 UNITS OF VEHICLES CONSIDERED LIKE GOOD

TYPE	DOMESTIC			FOREIGN			TOTAL		
	LOADED	UNLOADED	TOTAL	LOADED	UNLOADED	TOTAL	LOADED	UNLOADED	TOTAL
No Traffic	-	-	-	-	-	-	-	-	-

4.3.7 CARGO CLASSIFICATION

4.3.7.1 CLASSIFICATION BY NATURE

TYPE	DOMESTIC			FOREIGN			TOTAL		
	LOADED	UNLOADED	TOTAL	LOADED	UNLOADED	TOTAL	LOADED	UNLOADED	TOTAL
No Traffic	-	-	-	-	-	-	-	-	-

4.3.7.2 A CLASSIFICATION BY NATURE AND PACKAGING

TYPE	LIQUID BULKS			DRY BULKS			GENERAL CONTAINERISED CARGO		
	LOADED	UNLOADED	TOTAL	LOADED	UNLOADED	TOTAL	LOADED	UNLOADED	TOTAL
No Traffic	-	-	-	-	-	-	-	-	-

4. TRAFFIC STATISTICS

4.3.7.2 B CLASSIFICATION BY NATURE AND PACKAGING

TYPE	CONVENTIONAL CARGO			GENERAL CARGO			TOTAL		
	LOADED	UNLOADED	TOTAL	LOADED	UNLOADED	TOTAL	LOADED	UNLOADED	TOTAL
No Traffic	-	-	-	-	-	-	-	-	-

4.3.7.3 CLASSIFICATION OF GOODS IN TRANSIT BY NATURE

TYPE	DOMESTIC		FOREIGN		TOTAL TRANSIT
	LOADED	UNLOADED.	LOADED	UNLOADED.	
No Traffic	-	-	-	-	-

4.3.7.4 A CLASSIFICATION OF GOODS IN TRANSIT BY NATURE AND PACKAGING

TYPE	DOMESTIC		FOREIGN		TOTAL TRANSIT
	LOADED	UNLOADED.	LOADED	UNLOADED.	
No Traffic	-	-	-	-	-

4.3.7.4 B CLASSIFICATION OF GOODS IN TRANSIT BY NATURE AND PACKAGING

TYPE	DOMESTIC		FOREIGN		TOTAL TRANSIT
	LOADED	UNLOADED.	LOADED	UNLOADED.	
No Traffic	-	-	-	-	-

4. TRAFFIC STATISTICS

4.4 LOCAL TRAFFIC, TONS

LOADED	UNLOADED	TOTAL
No Traffic		

4.5 SUPPLIES

SUPPLIES	TONS
No data	

4.6 FISH CAPTURES

TYPES	WEIGHT (KG)	VALUE IN FIRST SALE (EUROS)
Fresh Fish	365.200	3.321.842,92
TOTAL FRESH FISH	**365.200,00**	**3.321.842,92**

4.7 CONTAINER TRAFFIC

	DOMESTIC		FOREIGN		TOTAL	
	NUMBER	TONS	NUMBER	TONS	NUMBER	TONS
	No Traffic					

4. TRAFFIC STATISTICS

4.8 GENERAL SUMMARY OF MARITIME TRAFFIC

4.8.1 GENERAL CHART NUMBER 1

ITEM	TONS	
	PARTIALS	TOTALS
LIQUID BULKS	0	0
Oil products	0	0
Natural gas	0	0
Other liquid	0	0
DRY BULKS	0	0
GENERAL CARGO	0	0
LOCAL TRAFFIC	0	0
SUPPLIES	0	0
Oil products	0	0
Rest	0	0
FRESH FISH	365	365
TOTAL	365	365

4.8.2 GENERAL CHART NUMBER 2 (LOCAL TRAFFIC, SUPPLIES AND FRESH FISH INCLUDED)

ITEM	TONS
Goods loaded	0
Goods unloaded	365
Goods transhipped	0
TOTAL	365

4.8.3 GENERAL CHART NUMBER 3

ITEM	TONS	
	PARTIALS	TOTALS
FOREIGN TRADE	0	0
IMPORT	0	0
Solid Bulk	0	0
Liquid Bulk	0	0
General Cargo	0	0
EXPORT	0	0
Solid Bulk	0	0
Liquid Bulk	0	0
General Cargo	0	0
DOMESTIC TRADE		0
Goods In Transit	0	0
Goods Transhipped	0	0
Equipment Tare	0	0
Fresh Fish, Supplies and Local Traffic		365
TOTAL		365

4. TRAFFIC STATISTICS

4.9 HINTERLAND TRAFFIC

TRANSPORT SYSTEM USED FOR HINTERLAND CONNECTIONS FROM OR TO PORT AREA	TONS		
	LOADED	UNLOADED	TOTAL
Railway	0	0	0
Road	0	0	0
Pipe	0	0	0
Other	0	0	0
Without land transport	0	0	0
TOTAL HINTERLAND TRAFFIC	0	0	0
Fresh Fish, Supplies and Local Traffic	0	365	365
TOTAL	0	365	365

4.9.1 RAILWAY TRAFFIC

	INWARDS	OUTWARDS	TOTAL
No Traffic			

4.9.2 T.I.R. TRAFFIC

	NUMBER TRUCKS	TONS
No Traffic		

4. TRAFFIC STATISTICS

4.10 DEVELOPMENT DIAGRAMS AND HISTORICAL SEQUENCE

MAIN FIGURE DEVELOPMENT

	2011	2012	2013	2014	2015	2016	2017	2018	2019	2020	2021
TOTAL TRAFFIC DEVELOPMENT (in millions of tons)	0,006	0,003	0,008	0,003	0,005	0,003	0,003	0,000	0,000	0,000	0,000
TRAFFIC BY TYPE OF CARGO (in millions of tons)											
Solid bulk	0,000	0,000	0,000	0,000	0,000	0,000	0,000	0,000	0,000	0,000	0,000
Liquid bulk	0,000	0,000	0,000	0,000	0,000	0,000	0,000	0,000	0,000	0,000	0,000
General cargo	0,004	0,002	0,008	0,003	0,005	0,002	0,003	0,000	0,000	0,000	0,000
TOTAL FOREIGN TRAFFIC (in millions of tons)	0,011	0,010	0,008	0,003	0,005	0,002	0,003	0,000	0,000	0,000	0,000
DEVELOPMENT OF FOREIGN TRAFFIC (in millions of tons)											
Loaded	0,005	0,003	0,005	0,003	0,003	0,002	0,003	0,000	0,000	0,000	0,000
Unloaded	0,006	0,006	0,004	0,000	0,002	0,000	0,000	0,000	0,000	0,000	0,000
DEVELOPMENT OF CONTAINER TRAFFIC (in tthousands of TEU's)	0,000	0,000	0,000	0,000	0,000	0,000	0,000	0,000	0,000	0,000	0,000
GENERAL CARGO CONTAINERIZATION DEVELOPMENT (in millions of tons)											
Containerized general cargo	0,000	0,000	0,000	0,000	0,000	0,000	0,000	0,000	0,000	0,000	0,000
No containerized general cargo	0,004	0,002	0,008	0,003	0,005	0,002	0,003	0,000	0,000	0,000	0,000
DEVELOPMENT OF G.T. (In millions)	17,716	11,190	13,149	12,810	14,099	15,224	13,822	13,772	13,236	2,413	0,011
DRY CARGO DEVELOPMENT (in millions of tons)	0,004	0,002	0,008	0,003	0,005	0,002	0,003	0,000	0,000	0,000	0,000

4. TRAFFIC STATISTICS

5. QUAY USE

5.1 QUAY USE	344
5.2 BASINS	348
5.3 PINTED MOORING	348
5.4 BERTHS	348
5.5 AREA UTILIZATION	350
5.6 MECHANICAL SHORE EQUIPMENT	350
5.7 CONVEYOR TRUCKS	351
5.8 CONVEYOR BELT	354
5.9 MECHANIC SHOVELS	354
5.10 RAILWAY SHUTING	354
5.11 WAGONS	354
5.12 TRUCKS	354
5.13 WEIGHBRIDGES	355
5.14 FLOATING CRANES	355
5.15 TUGBOATS	355
5.16 SLIP WAYS	355
5.17 DESCRIPTION OF TERMINALS AND OPERATIVE QUAYS	355

5. QUAY USE

5.1 QUAY USE

QUAY OR BERTH	LOADING	UNLOADING	TOTAL
TOTAL ACERINOX QUAY			
Liquid bulks			
Dry bulks		578.486	578.486
General Cargo	262.944		262.944
Passengers			
TOTAL CEPSA QUAY			
Liquid bulks	7.799.429	2.463.163	10.262.592
Dry bulks	69.647		69.647
General Cargo		37	37
Passengers			
TOTAL SINGLE BUOY MOORING (SBM)			
Liquid bulks		10.363.604	10.363.604
Dry bulks			
General Cargo			
Passengers			
TOTAL NORTH DOCK QUAY			
Liquid bulks	230.410	1.109.380	1.339.790
Dry bulks		11.751	11.751
General Cargo	86.681	82.027	168.708
Passengers	1.472	137	1.609
TOTAL ENDESA GENERACIÓN QUAY			
Liquid bulks			
Dry bulks			
General Cargo	304	148	452
Passengers			

(*).- Passengers and vehicles in individual figures. Cargo in tons

QUAY OR BERTH	LOADING	UNLOADING	TOTAL
TOTAL LA GALERA QUAY			
Liquid bulks			
Dry bulks			
General Cargo	4.834.248	4.405.961	9.240.209
Passengers	645.258	663.177	1.308.435
TOTAL ISLA VERDE QUAY			
Liquid bulks			
Dry bulks		873	873
General Cargo	298.871	280.679	579.550
Passengers	214	116	330
TOTAL JUAN CARLOS I QUAY			
Liquid bulks	66.727	0	66.727
Dry bulks			
General Cargo	22.021.942	21.006.089	43.028.031
Passengers	39		39
TOTAL EAST QUAY			
Liquid bulks	19.470		19.470
Dry bulks			
General Cargo	7.740.907	7.847.724	15.588.631
Passengers			
TOTAL NORTH QUAY			
Liquid bulks			
Dry bulks			
General Cargo	3.900	2.162	6.061
Passengers	105		105

(*).- Passengers and vehicles in individual figures. Cargo in tons

(continued on next page)

5. QUAY USE

QUAY OR BERTH	LOADING	UNLOADING	TOTAL
TOTAL PRÍNCIPE FELIPE QUAY			
Liquid bulks			
Dry bulks			
General Cargo	1.002.442	694.954	1.697.396
Passengers	947	80	1.027
TOTAL TARIFA QUAY			
Liquid bulks			
Dry bulks			
General Cargo			
Passengers	25.890		25.890
TOTAL EVOS ALGECIRAS QUAY			
Liquid bulks	2.419.604	3.596.177	6.015.781
Dry bulks			
General Cargo		13	13
Passengers			
TOTAL OTHERS QUAYS			
Liquid bulks	57.583	522	58.105
Dry bulks		3.690	3.690
General Cargo	7.860	7.522	15.381
Passengers			
TOTAL			**99.377.930**
Liquid bulks	10.593.223	17.532.846	28.126.069
Dry bulks	69.647	594.800	664.448
General Cargo	36.260.098	34.327.316	70.587.413
Passengers	673.925	663.510	1.337.435

(*).- Passengers and vehicles in individual figures. Cargo in tons

5.2 BASINS

Number of anchored ships	4.664
G.T. of anchored ships	137.663.737
G.T. day of anchorage	124.800.614

5.3 POINTED MOORING

Number of moored ships	91
G.T. of moored ships	7.330.683
G.T. day of moored ships	7.503.310

5.4 BERTHS

Number of docked ships	16.877
G.T. of docked ships	2.489.913
G.T. day of docked	4.952.750



5. QUAY USE

5.5 AREA UTILIZATION

ZONES	UNCOVERED (SQM/DAY)	COVERED AND OPEN (SQM/DAY)	CLOSED (SQM/DAY)	TOTALS (SQM/DAY)
Docks' zone				0,00
Other zones	34.583,85			34.583,85
TOTAL	34.583,85	0	0	34.583,85

5.6 MECHANICAL SHORE EQUIPMENT

5.6.1 CRANES

		WITH HOOK		WITH CRABS		TOTALS	
		HOURS	TONS	HOURS	TONS	HOURS	TONS
PORT AUTHORITY CRANES	Up to 6 Tm						
	Between 7 to 12 Tm						
	Between 13 to 16 Tm						
	Greater than 16 Tm						
PRIVATE CRANES	Up to 6 Tm						
	Between 7 to 12 Tm						
	Between 13 to 16 Tm						
	Greater than 16 Tm	-	58.616.662	-	578.486	-	59.195.148

5.6.2 SPECIAL INSTALLATIONS

INSTALLATION	HOURS	TONS
COMPAÑÍA ESPAÑOLA DE PETRÓLEOS, SA (CEPSA)		
Loading and unloading of petroleum products		20.626.196
ENDESA GENERACIÓN		
Unloading and storage of thermic coal		0
TOTAL		20.626.196

5.7 CONVEYOR TRUCKS

No Data

5. QUAY USE

5.8 CONVEYOR BELT

LOCATION	TONS
Endesa Generación Quay (solid bulks)	0

5.9 MECHANIC SHOVELS

No Data

5.10 RAILWAY SHUNTING

No Data

5.11 WAGONS

Number of wagons entered and exited at port	15.204

5.12 TRUCKS

Number of trucks entered in the port	425.701

5.13 WEIGHBRIDGES

LOCATION	NUMBER
Border Inspection Point (BIP)	1

5.14 FLOATING CRANES

No Data

5.15 TUGBOATS

Number tugs based at the Port	11

5.16 SLIP WAYS

LOCATION	NUMBER
Algeciras	1
Tarifa	1

5.17 DESCRIPTION OF TERMINALS AND OPERATIVE QUAYS

No Data

5. QUAY USE

6. WORKS

6.1 WORK IN PROGRESS OR COMPLETED THIS YEAR 360

6.2 BRIEF OVERVIEW OF SIGNIFICANT WORKS 366

6.3 PROJECTS 378

6. WORKS

6.1 WORK IN PROGRESS OR COMPLETED IN 2021

NAME OF THE WORK	APPROVED BUDGET (EXCLUDING VAT)	INITIALLY CERTIFIED AMOUNT (EXCLUDING VAT)	CERTIFIED IN THE YEAR (EXCLUDING VAT)	PAYMENT SITUATION
Project for tracks and track-anchoring system between bollards 26 and 30 on Isla Verde Exterior East Quay	276.943,97	276.943,97	40.143,17	PAID
Project to expand the Ro-Ro berth on Isla Verde Interior	1.607.469,16	1.607.469,16	142.112,69	PAID
Project to reorganise the esplanade adjacent the accesses to the BIP, Fishing Dock and Fish Market buildings at the Port of Algeciras	557.941,67	557.941,67	41.397,48	PAID
Project to re-align and reinforce the road surface of access roads to the Juan Carlos I Quay container terminal and Isla Verde Exterior East Quay at the Port of Algeciras	572.921,08	572.921,08	212.823,98	PAID
Geotechnical piezocone campaign to expand the quay and esplanade on La Galera Dock	108.005,59	108.005,59	892,50	PAID
Project to refit an esplanade on Isla Verde Exterior Quay to handle heavy goods traffic at the Port of Algeciras. Phase One: roads and inspection scanner area	1.785.112,00	17.827.707,14	1.391.763,04	COMPLETED
Project to refurbish the levelled area freed up by the partial demolishing of the Fish Market building at the Port of Algeciras	380.447,11	380.447,11	380.447,11	COMPLETED
Project to construct a modular office and toilet building to house the future Isla Verde Exterior esplanade scanner unit	347.442,32	311.019,90	311.019,90	COMPLETED
Project for a main thoroughfare on the esplanades at Campamento Port Facility (San Roque)	533.300,00	458.936,87	458.936,87	COMPLETED
Project to re-load sand onto El Rinconcillo Beach	319.303,29	318.787,09	318.787,09	COMPLETED
Project to extend the El Saladillo fitting-out dock and refurbish its esplanade	2.613.273,00	1.666.426,68	1.666.426,68	UNDERWAY
Project to refit an esplanade on Isla Verde Exterior Quay to handle heavy goods traffic at the Port of Algeciras. Phase Two: esplanade.	2.991.990,00	994.756,22	994.756,22	UNDERWAY
Project to complete North Quay in Campamento	1.688.695,01	124.314,51	124.314,51	UNDERWAY
Basic construction project for a new lighthouse in Punta Paloma, Tarifa. (Cádiz)	472.435,56 €	472.435,56 €	51.036,64 €	PAID
Project to completely alter toilet facility 1 and 2 nucleus in the ground floor corridor of the Passenger Terminal at the Port of Algeciras	184.697,52 €	184.697,52 €	16.585,82 €	PAID
Modified basic construction project for Isla Verde Fort. Phase Two: Port of Algeciras	879.415,18 €	879.415,18 €	179.933,98 €	PAID
Basic construction project to provide new checkpoint facilities at Campamento Port Facility	544.879,15 €	544.879,15 €	368.564,57 €	COMPLETED
Modified basic construction project to refit and refurbish the old lighthouse-keepers' houses adjacent Tarifa lighthouse	650.411,41 €	647.756,52 €	519.953,44 €	COMPLETED
Project to build a balustrade on Puente Mayorga Promenade. Phase One	201.185,98 €	155.490,29 €	155.490,29 €	COMPLETED
Project to build a balustrade on Puente Mayorga Promenade. Phase Two	125.731,86 €	119.318,74 €	119.318,74 €	COMPLETED
Project for an APBA Port Security & Process Coordination Centre	4.024.800,21 €	1.860.030,54 €	1.860.030,54 €	UNDERWAY
Technical support for the project for an APBA Port Security & Process Coordination Centre	219.136,00 €	87.654,40 €	87.654,40 €	UNDERWAY

(continued on next page)

6. WORKS

NAME OF THE WORK	APPROVED BUDGET (EXCLUDING VAT)	INITIALLY CERTIFIED AMOUNT (EXCLUDING VAT)	CERTIFIED IN THE YEAR (EXCLUDING VAT)	PAYMENT SITUATION
Technical support to draft the basic construction project for the group of multi-purpose APBA buildings in terms of completely reorganising the northern seaboard of Llano Amarillo in the Port of Algeciras service zone	321.804,09 €	32.180,41 €	32.180,41 €	UNDERWAY
Project to install a roof and repair structural elements to the front of the Juan Carlos I Quay warehouse at the Port of Algeciras	813.362,02	736.729,27	642.040,01	COMPLETED
Landscaping project to create a Green Belt around the Southern Gate at the Port of Algeciras	370.909,28	370.909,28	370.909,28	COMPLETED
Project to refurbish the embarkation tunnels	1.020.462,16	993.736,22	993.736,22	UNDERWAY
Project to provide new street lighting on the Commercial Quay at the Port of Tarifa	178.806,69	175.354,05	175.354,05	COMPLETED
Project to install charging points for electrical vehicles on APBA port premises	399.773,61	381.930,64	381.930,64	UNDERWAY
Project to install New GRP trellises on various enclosures at the Port of Tarifa. Phase One: Fishing Dock	220.862,94	14.579,71	14.579,71	UNDERWAY
Project to provide a temporary waste storage area at the Port of Algeciras Bay	365.663,75	365.663,75	365.663,75	COMPLETED
Project to repair and reprogram the automatic opening doors integrated with fire evacuation signalling at the Passenger Terminals in Algeciras and Tarifa	34.149,38	34.149,38	34.149,38	COMPLETED
Project to install suspended ceilings and new lighting at the Port of Algeciras Passenger Terminal	391.929,53	34.181,57	34.181,57	UNDERWAY
TOTAL	**25.203.260,52**	**33.296.769,17**	**12.487.114,68**	

6. WORKS

6.2 BRIEF OVERVIEW OF SIGNIFICANT WORKS

The following works that had commenced in 2020 (or pre-2020) were completed in 2021

Project to refit an esplanade on Isla Verde Exterior Quay to handle heavy goods traffic at the Port of Algeciras. Phase One: roads and inspection scanner area.

Basic construction project to refit and refurbish the old lighthouse-keepers' houses adjacent Tarifa lighthouse.

Basic construction project to provide new checkpoint facilities at Campamento Port Facility.

Basic construction project for Isla Verde Fort. Phase Two: Port of Algeciras.

Project to install a roof and repair structural elements to the front of the Juan Carlos I Quay warehouse at the Port of Algeciras.

Landscaping Project to create a Green Belt around the Southern Gate at the Port of Algeciras.

The following works that had commenced in 2020 were completed in the same year:

Project to construct a modular office and toilet building to house the future Isla Verde Exterior esplanade scanner unit.

Project to refurbish the levelled area freed up by the partial demolishing of the Fish Market building at the Port of Algeciras.

Project to re-load sand onto El Rinconcillo Beach.

Project for a main thoroughfare on the esplanades at our Campamento Port facility (San Roque).

Project to extend the El Saladillo Fitting-Out Dock and refurbish its esplanade.

Project to build a balustrade on Puente Mayorga Promenade. Phase One: from Los Gallegos Stream (River Cachon) to Plaza Pepe Cordoba.

Project to build a balustrade on Puente Mayorga Promenade. Phase Two: from Callejon del Moro to Campamento.

Project to provide new street lighting on the Commercial Quay at the Port of Tarifa.

Project to provide a temporary waste storage area at the Port of Algeciras Bay.

Project to repair and reprogram the automatic opening doors integrated with fire evacuation signalling at the Passenger Terminals in Algeciras and Tarifa.

STARTED WITHIN 2021

Project to extend the El Saladillo Fitting-Out Dock and refurbish its esplanade.

Project to complete North Quay in Campamento.

Project to refit an esplanade on Isla Verde Exterior Quay to handle heavy goods traffic at the Port of Algeciras. Phase Two: esplanade.

Project for an APBA Port Security & Process Coordination Centre at the Port of Algeciras.

Modified project to refurbish the embarkation tunnels.

Project to install suspended ceilings and new lighting at the Port of Algeciras Passenger Terminal.

Project to install charging points for electrical vehicles on APBA port premises.

Project to install new trellises on various enclosures at the Port of Tarifa. Phase One: Fishing Dock.

IN 2021, APBA CONTINUED CARRYING OUT WORKS AND RESEARCH TO PLAN INVESTMENT IN INFRASTRUCTURE, WITH THE FOLLOWING NOTABLE PROJECTS:

Research to monitor the coast-line on the Bay of Algeciras.

Research and project to demolish the undersea gallery on the Inner Dock at Campamento.

Research and project to replace and improve berth and fender equipment on Juan Carlos I Quay alignment.

Research and project for measures to be taken prior to the regeneration and stabilisation of El Rinconcillo Beach in Algeciras.

Research and project to resurface Isla Verde Exterior checkpoint roads that access the HGV-handling area.

Research and project to refurbish the ferry-berthing piers at the Port of Algeciras.

Research and project to replace and improve berth and fender equipment on Juan Carlos I Quay and La Galera Quay inner quay alignments.

Research and project to replace and improve berthing and fender equipment on alignment numbers 2 and 3 at the Port of Tarifa.

Research and project to reinforce the sides of the crown wall dissipation ports on Isla Verde Exterior's Detached Breakwater that are exposed to wave damage.

Research and project to build a quay and esplanade for the Civil Guard Marine on El Saladillo Dock at the Port of Algeciras.

Research and technical support to draft the study of alternatives to restructure the Northern Gate at the Port of Algeciras.

THE FOLLOWING WORKS SETTLEMENTS HAVE ALSO BEEN MADE

Project for tracks and track-anchoring system between bollards 26 and 30 on Isla Verde Exterior East Quay.

Project to expand the Ro-Ro berth on Isla Verde Interior.

Project to reorganise the esplanades adjacent the accesses to the BIP, Fishing Dock and Fish Market buildings at the Port of Algeciras.

Project to reorganise and reinforce the road surfaces on the main thoroughfares to the Juan Carlos I Quay container terminal and

6. WORKS

Isla Verde Exterior East Quay at the Port of Algeciras.

Geotechnical piezocone campaign to expand the quay and esplanade on La Galera Dock.

Project to completely alter toilet facility 1 and 2 nucleus in the ground floor corridor of the Passenger Terminal at the Port of Algeciras.

Modified basic construction project for Isla Verde Fort. Phase Two: Port of Algeciras.

Basic construction project for a new lighthouse in Punta Paloma, Tarifa.

Project to build facilities for the road-cleaning, refuse-collection and waste-treatment staff and their machinery at the Port of Algeciras.

Project to upgrade the fire-fighting installations at the Juan Carlos I Quay warehouse in Algeciras.

Project to upgrade the fire-fighting installations at the Millan Picazo Auditorium in Algeciras.

Project to upgrade the fire-fighting installations at the Port Police Headquarters Building.

Project to upgrade the fire-fighting installations at the new APBA Headquarters in Algeciras.

Project to upgrade the fire-fighting installations at the industrial warehouses in APBA's Maintenance Building in Algeciras.

Project to install a PCI pump-house on Isla Verde Detached Breakwater.

Project to partially demolish the Fish Market building at the Port of Algeciras.

BRIEF OVERVIEW OF SIGNIFICANT WORKS:

PROJECT TO EXTEND THE EL SALADILLO FITTING-OUT DOCK AND REFURBISH ITS ESPLANADE.

Work consists of extending the berthline of the Fitting-Out Dock by 153 metres, and correcting the differing settlement issues that have built up since its original construction. The esplanades will be expanded in the areas that the quay structure is extended. The two interventions together occupy a joint surface area of 8,629.70m sqm.

PROJECT TO REFIT AN ESPLANADE ON ISLA VERDE EXTERIOR QUAY TO HANDLE HEAVY GOODS TRAFFIC AT THE PORT OF ALGECIRAS. PHASE TWO: ESPLANADE.

The works define the fitting out of an esplanade that is required to park HGVs and other industrial vehicles, with its corresponding surfacing, fencing, checkpoint and other such equipment needed to manage is as a waiting area.

The lorry park as projected will have a capacity for 542 spaces and will occupy a 79,839m2 surface area, including the existing 27,046m² lorry park and the 52,793m² plot that is currently unused.

Fitting out the current lorry park esplanade will require the following interventions:

- Construction of paving and road surfaces;
- Construction of supply installations:, electricity and lighting supplies, a rainwater drainage network, with corresponding drains, manholes and ducting, and the raising of existing installations to bring them up to the new ground level.
- Signalling, lighting, and separation and security equipment: this will demarcate parking space perimeters; the outer perimeter of the lorry park will be enclosed by a fence, with the exception of the access checkpoint.

PROJECT TO COMPLETE NORTH QUAY IN CAMPAMENTO.

Work will include the following interventions required to bring construction of Campamento's North Quay to completion and into service, specifically:

- Superstructure, nautical equipment, surfacing and service networks.

The above basically deals with adapting the final geometry of the approaches taken in the "Extension of Campamento North Quay Inner Dock (San Roque)" project, which will bring the berthing infrastructure to completion.

6. WORKS

PROJECT FOR AN APBA PORT SECURITY & PROCESS COORDINATION CENTRE AT THE PORT OF ALGECIRAS.

The aim of this work is to completely alter and expand the Security Centre at the Port of Algeciras. The facility was originally built in 2011 and, since then, it has been abandoned.

Due to the need to create a facility where our Bay of Algeciras Port Security & Process Coordination Department can be located, we decided to alter and expand the current centre to give it a change of use, in the main because the building still meets a series of conditions that make it ideal to house the scheduled installations. It is well-located in a central area and has good communications with the Port of Algeciras, and is ample enough to accommodate all the offices required for the use it is intended for. The part of the building to be used for Port Security lies within the original building and will take on the typical layout of an administrative building with offices, conference rooms, classrooms, lounges, stores, archives and changing-rooms.

The Coordination Centre will be mainly located in the new annex, although part of it is to be housed on the second floor of the original building, again with a typical administrative office building layout, but made up of two separate spaces that are notable because of their dimensions and use: one is for a Data Processing Centre and the other is an Operations Room from where we can coordinate all the different port processes.

As for the remainder of the building, it will house all the typical spaces required for operations to be carried out correctly, along with toilets, installations and maintenance rooms, etc. To accommodate the layout of the building according to the needs proposed by APBA, the original building and the annex are to be connected by means of a mezzanine floor structure that creates a whole new first floor with a vertical inner core that communicates with the rest of the common working areas. The newly altered building will make up a series of working spaces that stand out because of the access area – its most distinctive feature – and a huge interior esplanade to park the Port Security fleet of vehicles.

MODIFIED PROJECT TO REFURBISH THE EMBARKATION TUNNELS

Passengers travelling from Algeciras to Ceuta or Tangiers, and vice-versa, embark or disembark via the network of fixed walkway or tunnels that communicate berths to our Passenger Terminal.

Due to the complaints registered by numerous customers, motivated mainly by

two factors: the high temperatures that are prevalent in the embarkation tunnels; and water leaking into the tunnels, which makes transiting the tunnels difficult because of the slippery floor. We decided to make the aim of this project solving the different problems posed by the existing tunnels: on the one hand, lowering the high temperatures and, on the other, improving the waterproofing. Work basically consisted of: installing a thermally reflective panelling system on the polycarbonate roof facings, where a huge amount of the heat originates; installing louvres that allow air to pass freely and refresh the area; repairing deteriorated polycarbonate panels; and the installation of other elements that would stop water from leaking from outside.

PROJECT TO PROVIDE NEW STREET LIGHTING ON THE COMMERCIAL QUAY AT THE PORT OF TARIFA.

In 2017, we carried out the complete renovation of the Fishing Dock's street lighting under an urban development alteration project, by installing LED lamps and floodlights on GRP-reinforced polyester column supports. The project is thus defined as the Port of Tarifa Commercial Quay

street-lighting installation project. As in previous projects, this one again includes energy-saving, economic lighting technology that will both help reduce energy costs and also comply with illumination levels as per current standards. Basically, the project has dealt with replacing floodlight towers with column supports that are more compatible with their surroundings.

PROJECT TO INSTALL CHARGING POINTS FOR ELECTRICAL VEHICLES ON APBA PORT PREMISES.

Our Port Authority signed the "2030 Agenda" together with the global network of port-cities, an agenda which lists ten commitments to be undertaken before the year 2030 to contribute towards a set of global sustainable development goals. Among them is the sustainable mobility goal, which promotes the use of non-fossil fuel transportation.

As per the above, APBA has recently acquired a series of electrical and pluggable hybrid vehicles to renew its fleet. This project also includes installing 38 dual-socket charging points to power up the vehicles, as well as the electrical power lines required to supply the charging points.

6. WORKS



6.3 PROJECTS

The drafting of projects, public works tenders, supplies and research done for technical support during the year is detailed in the following breakdown, which only includes those with a value of over €150,000:

- Project to demolish the undersea gallery on the Inner Dock at Campamento.
- Project to replace and upgrade berthing and fender equipment along the Principe Felipe and North Quay quaylines.
- Technical support to draft the Environmental Impact Study of the project to improve draughts at Bajo Bar de Isidro.
- Project to rearrange the Port of Algeciras Southern Gate. Phase Two: new checkpoint.
- Project to replace and improve berthing and fender equipment on alignment numbers 2 and 3 at the Port of Tarifa.
- Building project to expand the quay and esplanade at La Galera Dock.
- Technical support to draft the Project to make Paseo de la Conferencia into a dual carriageway between the South and Central Gates at the Port of Algeciras.
- Project for measures to be taken prior to the regeneration and stabilisation of El Rinconcillo Beach in Algeciras.
- Project to refurbish the ferry berth piers at the Port of Algeciras.
- Renovation of the pier installation on the southern edge of the El Saladillo Marina at the Port of Algeciras.
- Basic construction and alteration project of the whole ground and mezzanine floors of the old Port Board of Works building to provide new office space.
- Construction project to alter the whole of the Algeciras Passenger Terminal façade to include fire escapes, and partial adaptation of the concourse entry area.
- Basic construction project to restore Isla Verde Fortress. Phase Three: Port of Algeciras
- Basic construction project to expand the moving walkway for disembarkation, new offices for the EES Monitoring System and outdoor marquee at Tarifa Passenger Terminal (Port of Tarifa).



- Technical support for the on-site management of the APBA Port Security & Process Coordination Centre project.
- Technical support to draft the basic construction project for the group of multi-purpose APBA buildings in terms of completely reorganising the northern seaboard of Llano Amarillo in the Port of Algeciras service zone.
- Project to install a roof and repair structural elements to the front of the Juan Carlos I Quay warehouse at the Port of Algeciras.
- Project to renew the lounge module for mechanical equipment operators in the Passenger Terminal tunnels at the Port of Algeciras.
- Project to install photo-voltaic panels for self-consumption at the port of Algeciras.
- Project to install fall-protection systems at the Ports of Algeciras and Tarifa.
- Project to install a new outside PA system at the Port of Algeciras.
- Project to update the electrical cabinets, and the climatization, air circulation systems, lighting, A/C, solar power and

automation systems at Tarifa Passenger Terminal.

- Project to provide a storage surface area for in-house equipment in the Port of Algeciras.
- Project to replace the roof and build a new enclosure for the recreational boat shed at La Linea de la Concepcion.
- Project for new floodlighting for Operation cross the Straits at the fish market in the Port of Algeciras.
- Project to update and automate the lighting and air circulation systems; together with the extraction of air and installation of louvres on the embarkation tunnels at the Port of Algeciras Passenger Terminal.
- Technical tender specifications to supply, install and maintain six speed cameras and their respective electrical cabinets at the Port of Algeciras.
- Technical tender specifications to remove invasive algae species from APBA-managed areas.
- Technical tender specifications to supply an energy-efficient management system via the implementation of an intelligent metering network.

6. WORKS

- Technical tender specifications to assist and maintain APBA's non-intrusive vehicle and container recognition system.
- Technical tender specifications to hire and maintain structure that provide shade to passengers during Operation Cross the Straits (and others) at the Ports of Algeciras and Tarifa.
- Technical tender specifications to maintain berthlines.
- Technical tender specifications to maintain moving walkways for embarking and disembarking passengers at La Galera Ferry Terminal.
- Technical tender specifications to hire a maintenance service for APBA's security power supply systems (indigenous sources: UPS and generator units).
- Supply and repair of hydraulic cylinders on La Galera Quay moving walkways (numbers 1, 3, 4, 6, 7 and 8-B) at Algeciras Passenger Terminal.

6. WORKS

7. REGULAR SHIPPING LINES

7.1 PASSENGERS, VEHICLES AND RO-RO TRAFFIC 386
7.2 CONTAINERS 390

7. REGULAR SHIPPING LINES

7.1 PASSENGERS, VEHICLES AND RO-RO TRAFFIC

SHIPOWNER	AGENT	SERVICE	FREQUENCY
Spain (Coastal)			
Trasmediterránea	TRASMEDITERRÁNEA	Algeciras - Ceuta - Algeciras	ROPAX 3 daily
FRS	FRS IBERIA S.L.	Algeciras - Ceuta - Algeciras	ROPAX 3 daily
Balearia Eurolineas Marítimas	BALEARIA	Algeciras - Ceuta - Algeciras	ROPAX 7 daily
Marítima Peregar S.A.	BACOMAR LOGISTICS S.L.	Algeciras - Ceuta - Algeciras	4 Weekly. Only rolling cargo
North Africa			
Trasmediterránea	TRASMEDITERRÁNEA	Algeciras - Tanger Med - Algeciras	ROPAX 3 daily
Inter Shipping	TRANSBULL, S.A.	Algeciras - Tanger Med - Algeciras	ROPAX 1 daily
Balearia Eurolíneas Marítimas	BALEARIA	Algeciras - Tanger Med - Algeciras	ROPAX 3 daily
África Morocco Link	PORT FERRY SERVICES, S.L.	Algeciras - Tanger Med - Algeciras	ROPAX 3 daily
FRS	FRS IBERIA S.L.	Algeciras - Tanger Med - Algeciras	ROPAX 3 daily
FRS	FRS IBERIA S.L.	Tarifa - Tanger Ville - Tarifa	NO PAX BY COVID INCIDENCE
Inter Shipping	TRANSBULL, S.A.	Tarifa - Tanger Ville - Tarifa	NO PAX BY COVID INCIDENCE
Trasmediterránea	TRASMEDITERRÁNEA	Algeciras - Tanger Med - Algeciras	1 or 2 daily. Only rolling cargo
Inter Shipping	TRANSBULL, SA	Algeciras - Tanger Med - Algeciras	1 or 2 daily. Only rolling cargo

7. REGULAR SHIPPING LINES

7. REGULAR SHIPPING LINES

7.2. CONTAINERS

SERVICE NAME	AGENT	TERMINAL	SHIPPING-LINE	FREQUENCY	PORTS OF CALL
ABX	PÉREZ Y CIA.	TTI ALGECIRAS	X-PRESS	Weekly	Algeciras, Bilbao, Algeciras
AE10	MAERSK SPAIN S.L.U.	APM TERMINALS	MAERSK LINE	Weekly	Tianjin Xingang, Qingdao Kwangyang, Ningbo, Shanghai, Yantian, Tanjung Pelepas, Algeciras, Bremerhaven, Gdansk, Bremerhaven, Rotterdam, Tanjung Pelepas, Shanghai, Tianjin Xingang
AE2	MAERSK SPAIN S.L.U.	APM TERMINALS	MAERSK LINE	Weekly	Felixstowe, Amberes, Rotterdam, Algeciras, Suez Canal, Singapur, Hong Kong, Qingdao, Busan, Ulsan, Ningbo, Yantian, Tanger Med, Rotterdam, Felixstowe
AL6	HAPAG LLOYD	TTI ALGECIRAS	HAPAG-LLOYD	Weekly	Algeciras, Livorno, Génova, For Sur Med, La Spezia, Barcelona, Valencia, New York, Norfolk, Savannah, Miami, Algeciras
AL6	TRANSCOMA SUR S.L.	TTI ALGECIRAS	ONE	Weekly	Fos sur Mer, Génova, La Spezia, Barcelona, Valencia, Nueva York, Savannah, Miami, Algeciras, Fos sur Mer
AL6	TRANSBULL	TTI ALGECIRAS	YANG-MING	Weekly	Fos sur Mer, Génova, La Spezia, Barcelona, Valencia, Nueva York, Savannah, Miami, Algeciras, Fos sur Mer
AL7	CANARSHIP	TTI ALGECIRAS	K-LINE	Weekly	Barcelona, Valencia, Algeciras, Halifax, Nueva York, Norfolk, Savannah, Valencia, Tarragona, Barcelona, Algeciras
ALEX	ROMEU Y CÍA.	TTI ALGECIRAS	CONTAINERSHIPS	Weekly	Algeciras, Tilbury, Rotterdam, Amberes, Hamburgo
ALVER SERVICE	PÉREZ Y CIA.	APM TERMINALS	SG LINES	10 days	Algeciras - Leixoes - Lisboa - Praia - Mindelo - Algeciras
AMERIGO	CMA CGM IBERICA	TTI ALGECIRAS	CMA-CGM	Weekly	Algeciras, Livorno, Génova, Fos sur Mer, Barcelona, Valencia, New York, Norfolk, Savannah, Charleston, Miami, Algeciras
ASIA-NORTH EUROPE LOOP 4 (LL4)	INCARGO	TTI ALGECIRAS	OOCL	Weekly	Tianjin Xingang, Busan, Ningbo, Qingdao, Shangai, Yantian, Singapur, Southampton, Le Havre, Dunquerque, Hamburg, Rotterdam, Southampton, Algeciras, Port Klang, Tianjin Xingang
ASIA-NORTH EUROPE LOOP 5 (LL5)	INCARGO	TTI ALGECIRAS	OOCL	Weekly	Qingdao, Ningbo, Shanghai, Yantian, Singapur, Algeciras, Le Havre, Southampton, Rotterdam, Amberes, Le Havre, Malta Freeport, Jeddah, Jebel Ali, Port Klang, Quingdao
ATLANTIC MEDITERRANEAN EXPRESS (ATM1)	INCARGO	TTI ALGECIRAS	OOCL	Weekly	Malta Freeport, Salerno, Livorno, Génova, Fos Sur Mer, Barcelona, Valencia, New York, Norfolk, Savannah, Miami, Algeciras, Malta Freeport
ATMAS	CONSIGNACIONES MARÍTIMAS Y LOGÍSTICA S.L.	TTI ALGECIRAS	MARGUISA	Biweekly	Vigo, Leixoes, Algeciras
AVX	PÉREZ Y CIA.	APM TERMINALS	X-PRESS	Weekly	Algeciras, Marín, Vigo, Algeciras
BLACK SEA MAMARA MOROCCO SERVICE (BSMAR)	CMA CGM IBERICA	TTI ALGECIRAS	CMA-CGM	Weekly	Odessa, Constanza, Ambarli, Aliaga, Pireo, Malta Freeport, Valencia, Algeciras, Casablanca, Algeciras, Malta Freeport, Pireo, Gebze, Odessa
BPX	HAPAG LLOYD	TTI ALGECIRAS	HAPAG-LLOYD	Weekly	Montevideo, Buenos Aires, Itapoa, Paranagua, Santos, Algeciras, Rotterdam, London Gateway, Hamburg, Amberes, Le Havre, Algeciras, Santos, Paranagua, Itapoá, Buenos Aires, Montevideo

(continued on next page)

7. REGULAR SHIPPING LINES

SERVICE NAME	AGENT	TERMINAL	SHIPPING-LINE	FREQUENCY	PORTS OF CALL
BSM	COSCO IBERIA S.A.	TTI ALGECIRAS	COSCO SHIPPING	Weekly	Odessa, Constanza, Kumport, Aliaga, Pireo, Malta, Valencia, Algeciras, Casablanca, Algeciras, Malta, Pireo, Gebze, Odessa
CONTAINER ITALY SERVICE	PÉREZ Y CIA.	TTI ALGECIRAS	ZIM	Weekly	Algeciras, Fos sur Mer, Génova, La Spezia, Barcelona, Valencia, New York, Norfolk, Savannah, Miami, Algeciras
ECUMED	MARÍTIMA DÁVILA	APM TERMINALS	HAMBURG SÜD	Weekly	Novorossiysk, Ambarli, Izmit, Aliaga, Algeciras, New York, Manzanillo, Buenaventura, Guayaquil, Balboa, Manzanillo, Tanger Med, Algeciras, Pireo, Izmit, Ambarli, Yuzhny, Novorossiysk
ECUMED	MAERSK SPAIN S.L.U.	APM TERMINALS	MAERSK LINE	Weekly	Guayaquil, Balboa, Manzanillo, Algeciras, Marsaxlokk, Izmit, Ambarli, Novorosslysk, Yuzhny, Ambarli, Izmit, Canakkale, Izmir, Algeciras, Newark, Manzanillo, Buenaventura, Guayaquil
EGAM	CONSIGNACIONES MARÍTIMAS Y LOGÍSTICA S.L.	TTI ALGECIRAS	MARGUISA	Biweekly	New York, Norfolk, Savanah, Algeciras
EMA	COSCO IBERIA S.A.	TTI ALGECIRAS	COSCO SHIPPING	Weekly	Mersin, Haifa, Alejandría, Aliaga, Pireo, Génova, Algeciras, Nueva York, Norfolk, Savannah, Algeciras, Mersin
EMA	TRANSCOMA SUR S.L.	TTI ALGECIRAS	ONE	Weekly	Mersin, Haifa, Alejandría, Aliaga, Pireo, Génova, Algeciras, Nueva York, Norfolk, Savannah, Algeciras, Mersin
EMA	INCARGO	TTI ALGECIRAS	OOCL	Weekly	Mersin, Haifa, Alejandría, Aliaga, Pireo, Génova, Algeciras, Nueva York, Norfolk, Savannah, Algeciras, Mersin
EMA	TRANSBULL	TTI ALGECIRAS	YANG-MING	Weekly	Mersin, Haifa, Alejandría, Aliaga, Pireo, Génova, Algeciras, Nueva York, Norfolk, Savannah, Algeciras, Mersin
EME	HAPAG LLOYD	TTI ALGECIRAS	HAPAG-LLOYD	Weekly	Algeciras, Felixstowe, Amberes, Hamburg, Algeciras, Alejandria, Beirut, Mersin, Port Said, Algeciras
EMED	MARMEDSA	TTI ALGECIRAS	NILEDUTCH	Weekly	Algeciras, Alejandria, Mersin, Istambul - Ambarli, Evyap, Izmir, Aliaga, Algeciras
EMS	ARKAS	APM TERMINALS	ARKAS	Weekly	Algeciras, Génova, Alejandría, Haifa, Génova, Fos sur Mer, Barcelona, Algeciras
ESE	COSCO IBERIA S.A.	APM TERMINALS	COSCO SHIPPING	Weekly	Rotterdam, London Gateway, Hamburg, Amberes, Le Havre, Algeciras, Paranagua, Buenos Aires, Montevideo, Itapoa, Paranagua, Santos, Algeciras, Rotterdam
EUROPE AFRIQUE 1	CMA CGM IBERICA	TTI ALGECIRAS	CMA-CGM	Weekly	Dunkerque, Tilbury, Amberes, Vlissingen, Dunkerque, Le Havre, Montoir de Bretagne, Tanger Med, Algeciras, Dakar, Tema, Abidjan, Dakar, Algeciras, Dunkerque
EUROPE AFRIQUE 2	CMA CGM IBERICA	TTI ALGECIRAS	CMA CGM	Weekly	Tanger Med, Algeciras, Cotonou, Tema, Tincan, Apapa, Tanger Med
EUROPE AFRIQUE 3	CMA CGM IBERICA	TTI ALGECIRAS	CMA-CGM	Weekly	Tanger Med, Algeciras, Monrovia, Banjul, Tanger Med
EUROPE AFRIQUE 4	CMA CGM IBERICA	TTI ALGECIRAS	CMA-CGM	Weekly	Valencia, Algeciras, Tanger Med Lome, Cotonou, Bata, Malabo, Kribi, Takoradi
EUROPE AFRIQUE 5	CMA CGM IBERICA	TTI ALGECIRAS	CMA-CGM	Weekly	Amberes, Le Havre, Lisboa, Algeciras, Pointe Noire, Luanda, Livreville, Kribi, Algeciras, Amberes
EUROPE MIDDLE EAST 6 (ME6)	MAERSK SPAIN S.L.U.	APM TERMINALS	MAERSK LINE	Weekly	Damman, Al Jubayl, Abu Dhabi, Jebel Ali, Salalh, Jeddah, Port Said East, Tanger Med
EUROPE PAKISTAN INDIAN CONSORTIUM (EPIC)	CMA CGM IBERICA	TTI ALGECIRAS	CMA-CGM	Weekly	Jebel Ali, Khalifa Port, Port Qasim, Nhava Sheva, Mundra, Jeddah,Tanger Med, Southampton, Rotterdam, Bremerhaven, Antwerp, Le Havre, Algeciras, Jeddah

(continued on next page)

7. REGULAR SHIPPING LINES

7. REGULAR SHIPPING LINES

SERVICE NAME	AGENT	TERMINAL	SHIPPING-LINE	FREQUENCY	PORTS OF CALL
EUROPE PAKISTAN INDIAN CONSORTIUM (EPIC)	COSCO IBERIA S.A.	TTI ALGECIRAS	COSCO SHIPPING	Weekly	Jebel Ali, Khalifa Port, Port Qasim, Nhava Sheva, Mundra, Jeddah,Tanger Med, Southampton, Rotterdam, Bremerhaven, Antwerp, Le Havre, Algeciras, Jeddah
EUROPE PAKISTAN INDIAN CONSORTIUM (EPIC)	HAPAG LLOYD	TTI ALGECIRAS	HAPAG-LLOYD	Weekly	Jebel Ali, Khalifa Port, Port Qasim, Nhava Sheva, Mundra, Jeddah,Tanger Med, Southampton, Rotterdam, Bremerhaven, Antwerp, Le Havre, Algeciras, Jeddah
EUROPE PAKISTAN INDIAN CONSORTIUM (EPIC)	TRANSCOMA SUR S.L.	TTI ALGECIRAS	ONE	Weekly	Jebel Ali, Khalifa Port, Port Qasim, Nhava Sheva, Mundra, Jeddah,Tanger Med, Southampton, Rotterdam, Bremerhaven, Antwerp, Le Havre, Algeciras, Jeddah
EUROPE PAKISTAN INDIAN CONSORTIUM (EPIC)	INCARGO	TTI ALGECIRAS	OOCL	Weekly	Jebel Ali, Khalifa Port, Port Qasim, Nhava Sheva, Mundra, Jeddah,Tanger Med, Southampton, Rotterdam, Bremerhaven, Antwerp, Le Havre, Algeciras, Jeddah
EUWA	MARMEDSA	TTI ALGECIRAS	NILEDUTCH	Weekly	Dunkerque, Tilbury, Amberes, Dunkerque, Le Havre, Montoir de Bretagne, Tanger Med, Algeciras, Dakar, Abidjan, Dakar, Algeciras, Dunkerque
EZGA	CONSIGNACIONES MARÍTIMAS Y LOGÍSTICA S.L.	TTI ALGECIRAS	MARGUISA	Biweekly	Durban, Cape Town, Algeciras
FAL 1	CMA CGM IBERICA	TTI ALGECIRAS	CMA-CGM	Weekly	Busan, Ningbo, Shanghai, Yantian, Singapore, Le Havre, Dunkerque, Wilhelmshaven, Hamburg, Rotterdam, Algeciras, Port Klang
FAL 1	COSCO IBERIA S.A.	TTI ALGECIRAS	COSCO SHIPPING	Weekly	Busan, Ningbo, Shanghai, Yantian, Singapore, Le Havre, Dunkerque, Wilhelmshaven, Hamburg, Rotterdam, Algeciras, Port Klang
FAL 1	CANARSHIP	TTI ALGECIRAS	EVERGREEN	Weekly	Busan, Ningbo, Shanghai, Yantian, Singapore, Le Havre, Dunkerque, Wilhelmshaven, Hamburg, Rotterdam, Algeciras, Port Klang
FAL 1	INCARGO	TTI ALGECIRAS	OOCL	Weekly	Busan, Ningbo, Shanghai, Yantian, Singapore, Le Havre, Dunkerque, Wilhelmshaven, Hamburg, Rotterdam, Algeciras, Port Klang
FE4	HAPAG LLOYD	TTI ALGECIRAS	HAPAG-LLOYD	Weekly	Qingdao, Busan, Ningbo, Shanghai, Yantian, Algeciras, Rotterdam, Hamburg, Amberes, Rotterdam, Algeciras, Singapur, Qingdao
FE4	CONSIGNACIONES MARÍTIMAS Y LOGÍSTICA S.L.	APM TERMINALS	HMM	Weekly	Qingdao, Busan, Ningbo, Yantian, Tanger Med, Rotterdam, Felixstowe, Amberes, Rotterdam, Algeciras, Singapur, Hong Kong
FE4	TRANSCOMA SUR S.L.	APM TERMINALS	ONE	Weekly	Qingdao, Busan, Ningbo, Yantian, Tanger Med, Rotterdam, Felixstowe, Amberes, Rotterdam, Algeciras, Singapur, Hong Kong
FE4	TRANSBULL	APM TERMINALS	HMM	Weekly	Qingdao, Busan, Ningbo, Yantian, Tanger Med, Rotterdam, Felixstowe, Amberes, Rotterdam, Algeciras, Singapur, Hong Kong
FE8	HAPAG LLOYD	TTI ALGECIRAS	HAPAG-LLOYD	Weekly	Tianjing Xingang, Qingdao, Kwangyang, Ningbo, Shanghai, Yantian, Algeciras, Tanjung Pelepas, Algeciras, Bremerhaven, Gdansk, Bremerhaven, Rotterdam, Tanjung Pelepas, Shanghai, Tianjin Xingang
GUINEA GULF EXPRESS (GGX)	CMA CGM IBERICA	TTI ALGECIRAS	CMA-CGM	Weekly	Algeciras, Conakry, Tema, Tincan, Tanger Med, Algeciras
GUIVER SERVICE	PÉREZ Y CÍA.	APM TERMINALS	SG LINES	15 days	Algeciras - Leixoes - Lisboa - Las Palmas - Praia - Mindelo - Bissau - Algeciras

(continued on next page)

7. REGULAR SHIPPING LINES

SERVICE NAME	AGENT	TERMINAL	SHIPPING-LINE	FREQUENCY	PORTS OF CALL
IBX	MILLER Y CIA S.A.	TTI ALGECIRAS	MSC	Weekly	Algeciras, Valencia, Barcelona, Melilla, Casablanca, Algeciras
ICX	PÉREZ Y CIA.	APM TERMINALS Y TTI ALGECIRAS	X-PRESS	Every 4 days	Algeciras, Cartagena, Melilla, Algeciras, Casablanca, Tenerife, Las Palmas, Agadir, Algeciras, Cartagena, Melilla, Algeciras
IP1	INCARGO	TTI ALGECIRAS	OOCL	Weekly	Southampton, Bremerhaven, Rotterdam, Amberes, Le Havre, Algeciras, Jeddah, Jebel Ali, Abu Dhabi, Port Qasim, Nhava Sheva, Mundra, Jeddah, Tanger Med
ITALY FEEDER	MARÍTIMA DÁVILA	APM TERMINALS	HAMBURG SÜD	Weekly	Algeciras, Tanger Med, Vado Ligure, Civitavecchia, Nápoles, Salerno, Algeciras
L54 THYRRENIAN LINK 3	MAERSK SPAIN S.L.U.	APM TERMINALS	MAERSK LINE	Weekly	Algeciras, Vado Ligure, Civitavecchia, Valencia, Algeciras
L54 TYRRHENIAN LINK	MAERSK SPAIN S.L.U.	APM TERMINALS	SEALAND	Weekly	Algeciras, Tanger Med, Vado Ligure, Civitavecchia, Salerno, Napoles, Algeciras
L64 ALGERIAN LINK 5	MAERSK SPAIN S.L.U.	APM TERMINALS	MAERSK LINE	Every 6 days	Tanger Med, Algeciras, Oran
L65 ALGERIA LINK 1	MAERSK SPAIN S.L.U.	APM TERMINALS	SEALAND	Weekly	Tanger Med, Algeciras, Orán
L67 ALGERIA LINK 4	MAERSK SPAIN S.L.U.	APM TERMINALS	MAERSK LINE	Every 6 days	Marxalokk, Annaba, Algeciras, Marxalokk
L67 ALGERIAN LINK 4	MAERSK SPAIN S.L.U.	APM TERMINALS	SEALAND	Weekly	Tanger Med, Algeciras, Argel, Annaba, Sfax
L75 BALEARIC - LIGURIAN LINK	MAERSK SPAIN S.L.U.	TTI ALGECIRAS	SEALAND	Weekly	Algeciras, Tanger Med, Barcelona, Vado Ligure, Génova, La Spezia, Fos sur Mer, Barcelona, Algeciras
MAF	MILLER Y CIA S.A.	TTI ALGECIRAS	MSC	Weekly	Algeciras, Tanger Med, Dakar, Abidjan, Tincan, Tema, Takoradi, Abidjan, Tincan, Tema, Takoradi, Abidjan, La Spezia, Génova, Tarragona, Casablanca, Valencia, Algeciras
MAF1	COSCO IBERIA S.A.	TTI ALGECIRAS	COSCO SHIPPING	Weekly	Génova, Valencia, Algeciras, Casablanca, Dakar, Tincan, Tema, Abidjan, Génova
MAS	CONSIGNACIONES MARÍTIMAS Y LOGÍSTICA S.L.	TTI ALGECIRAS	MARGUISA	Biweekly	Valencia, Algeciras, Tanger Med, Lomé, Cotonou, Bata, Malabo, Kribi, Livreville, Douala, Lomé, Valencia
MCA	HAPAG LLOYD	TTI ALGECIRAS	HAPAG-LLOYD	Weekly	Sagunto, Salerno, Livorno, Génova, Fos sur Mer, Algeciras, Tanger Med, Vigo, Saint John, Montreal, Tanger Med, Sagunto
ME1	MAERSK SPAIN S.L.U.	APM TERMINALS	MAERSK LINE	Weekly	Jebel Ali, Jawaharlal Nehru, Mundra, Salalah, Jeddah, Tanger Med, Felixstowe, Amberes, Bremerhaven, Wilhelshaven, Rotterdam, Algeciras, Aqaba, Jeddah, Jebel Ali
ME2	MAERSK SPAIN S.L.U.	APM TERMINALS	MAERSK LINE	Weekly	Jebel Ali, Mundra, Jawarharlal Nehru, Salalah, Jeddah, Port Said East, Tanger Med, Algeciras
MECA	MARÍTIMA DÁVILA	APM TERMINALS	HAMBURG SÜD	Weekly	Algeciras, Tanger Med, Montreal, Tanger Med, Vado Ligure, Fos Sur Mer, Barcelona, Algeciras
MECL1	MAERSK SPAIN S.L.U.	APM TERMINALS	MAERSK LINE	Weekly	Houston, Norfolk, Newark, Algeciras, Port Said East, Djibouti, Salalah, Jebel Ali, Port Qasim, Pipavav, Jawaharlal Nehru, Salalah, Algeciras, Newark, Charleston, Savannah, Houston

(continued on next page)

7. REGULAR SHIPPING LINES

7. REGULAR SHIPPING LINES

SERVICE NAME	AGENT	TERMINAL	SHIPPING-LINE	FREQUENCY	PORTS OF CALL
MED CANADA EXPRESS	MAERSK SPAIN S.L.U.	APM TERMINALS	MAERSK LINE	Weekly	Genoa, Fos Sur Med, Algeciras, Tanger Med, Montreal
MED CANADA SERVICE	CMA CGM IBERICA	TTI ALGECIRAS	CMA-CGM	Weekly	Algeciras, Tanger Med, Vigo, Saint John, Montreal, Tanger Med, Sagunto, Salerno, Livorno
MED CARIBBEAN	CMA CGM IBERICA	TTI ALGECIRAS	CMA-CGM	Weekly	Algeciras, Malta Freeport, Livorno, Génova, Marseille, Barcelona, Valencia, Pointe-à-Pitre, Fort de France, Caucedo, Cartagena (Col.), Houston, Veracruz, Manzanillo, Puerto Moín, Cartagena (Col.), Algeciras
MED PENDULUM SERVICE	ARKAS	TTI ALGECIRAS	ARKAS	Weekly	Genova, Algeciras, Casablanca, Leixoes, Setúbal, Marsella, Génova, La Spezia, Salerno, Pireo, Mersin, Lattakia, Beirut, Alexandria, Salerno, La Spezia, Génova
MED PENDULUM SERVICE	CMA CGM IBERICA	TTI ALGECIRAS	CMA-CGM	Weekly	Genova, Algeciras, Casablanca, Leixoes, Setúbal, Marsella, Génova, La Spezia, Salerno, Pireo, Mersin, Lattakia, Beirut, Alexandria, Salerno, La Spezia, Génova
MED-CARIBBEAN SERVICE	MARMEDSA	TTI ALGECIRAS	MARFRET	Weekly	Livorno, Génova, Marseille, Barcelona, Valencia, Pointe-à-Pitre, Fort de France, Caucedo, Cartagena (Col.), Houston, Veracruz, Manzanillo, Puerto Moín, Algeciras, Malta, Livorno
MEDGULF	MILLER Y CIA S.A.	APM TERMINALS	MSC	Weekly	Veracruz, Altamira, Houston, New Orleans, Miami, Freeport, Sines, Algeciras, Barcelona, Gioia Tauro, Nápoles, La Spezia, Barcelona, Valencia, Algeciras, Sines, Freeport, Port Everglades, Veracruz
MEDITERRANEAN SEA B	MAERSK SPAIN S.L.U.	APM TERMINALS	MAERSK LINE	Weekly	Algeciras, Alexandria, Mersin, Haifa, Vado Ligure, For Sur Mer, Barcelona, Valencia, Casablanca
MEDUSEC	MILLER Y CIA S.A.	APM TERMINALS	MSC	Weekly	Gioia Tauro, Nápoles, Livorno, Valencia, Algeciras, Sines, New York, Baltimore, Norfolk, Savannah, Charleston, Tanger Med, Valencia, Gioia Tauro
MENA	COSCO IBERIA S.A.	TTI ALGECIRAS	COSCO SHIPPING	Weekly	Fos, Génova, La Spezia, Valencia, Nueva York, Norfolk, Savannah, Miami, Algeciras
MENA	MARÍTIMA DÁVILA	APM TERMINALS	HAMBURG SÜD	Weekly	Algeciras, Sines, Nueva York, Baltimore, Norfolk, Savannah, Charleston, Algeciras, Valencia, Gioia Tauro, Nápoles, Livorno, Génova, Valencia, Algeciras
MESA	MARÍTIMA DÁVILA	APM TERMINALS	HAMBURG SÜD	Weekly	Marsaxlokk, Génova, Barcelona, Valencia, Algeciras, Tanger Med, Salvador de Bahía, Sepetiba, Santos, Buenos Aires, Rio Grande, Itajaí, Itapoa, Santos, Sepetiba, Tanger Med, Algeciras, Valencia, Marsaxlokk
MMGX	MARÍTIMA DÁVILA	APM TERMINALS	HAMBURG SÜD	Weekly	Gioia Tauro, Nápoles, La Spezia, Barcelona, Valencia, Algeciras, Sines, Freeport, Miami, Veracruz, Altamira, Houston, New Orleans, Miami, Freeport, Sines, Algeciras, Barcelona, Gioia Tauro
MPX	PÉREZ Y CIA.	APM TERMINALS Y TTI ALGECIRAS	X-PRESS	Weekly	Algeciras, Casablanca, Lisboa, Algeciras
MSA	CANARSHIP	TTI ALGECIRAS	DAL	Weekly	Algeciras, Ciudad del Cabo, Port Elizabeth, Durban, Port Elizabeth, Algeciras
MWX	HAPAG LLOYD	TTI ALGECIRAS	HAPAG-LLOYD	Weekly	Algeciras, Cotonou, Apapa, Tincan, Tema, Tanger Med, Algeciras

(continued on next page)

7. REGULAR SHIPPING LINES

SERVICE NAME	AGENT	TERMINAL	SHIPPING-LINE	FREQUENCY	PORTS OF CALL
NEO SAMBA	MAERSK SPAIN S.L.U.	APM TERMINALS	MAERSK LINE	Weekly	Rotterdam, London Gateway, Hamburg, Amberes, Le Havre, Algeciras, Santos, Paranagua, Buenos Aires, Montevideo, Itapoa, Paranagua, Santos, Algeciras
NERA 3	MARÍTIMA DÁVILA	APM TERMINALS	HAMBURG SÜD	Weekly	Busan, Ningbo, Shanghai, Yantian, Tanjung Pelepas, Sines, Amberes, Le Havre, Felixstowe, Algeciras, Singapur, Laem Chabang, Nansha, Yantian, Ningbo, Shangai
NERA 6	MARÍTIMA DÁVILA	APM TERMINALS	HAMBURG SÜD	Weekly	Tianjin Xingang, Qingdao Kwangyang, Ningbo, Shanghai, Yantian, Tanjung Pelepas, Algeciras, Bremerhaven, Gdansk, Bremerhaven, Rotterdam, Tanjung Pelepas, Shanghai, Tianjin Xingang
NESM	MARÍTIMA DÁVILA	APM TERMINALS	HAMBURG SÜD	Weekly	Beirut, Alejandria, Mersin, Port Said, Salerno, Algeciras, Felixstowe, Amberes, Hamburg, Tanger Med, Marsaxlokk, Alejandria
NEWA	COSCO IBERIA S.A.	TTI ALGECIRAS	COSCO SHIPPING	Weekly	Tilbury, Amberes, Dunkerque, Le Havre, Tanger Med, Algeciras, Dakar, Abidjan, Dakar, Algeciras, Tilbury
NEX	TRANSCOMA SUR S.L.	APMT ALGECIRAS	ONE	Weekly	Southampton, Rotterdam, Hamburgo, Amberes, Le Havre, Tanger Med, Malta, Alejandría, Damietta, Beirut, Mersin, Iskenderum, Algeciras y Southampton
NORTH EUROPE FRENCH GUIANA NORTH BRAZIL (NEFGUI)	CMA CGM IBERICA	TTI ALGECIRAS	CMA-CGM	Weekly	Algeciras, London Gateway, Rotterdam, Le Havre, Philipsburg, Port of Spain, Degrad des Cannes, Vila do Conde, Fortaleza, Natal, Algeciras
NWESA	CANARSHIP	TTI ALGECIRAS	DAL	Weekly	Rotterdam, London Gateway, Bremerhaven, Algeciras, Ciudad del Cabo, Port Elizabeth, Durban, Port Elizabeth, Ciudad del Cabo, Algeciras, Rotterdam
PONE II	ROMEU Y CÍA	TTI ALGECIRAS	CONTAINERSHIPS	Weekly	Cádiz, Setúbal, Gibraltar, Cartagena, Algeciras, Cádiz
PORTUGAL WEST COAST SERVICE	ROMEU Y CÍA	TTI ALGECIRAS	CONTAINERSHIPS	Weekly	Leixoes, Setúbal, Algeciras, Tanger Med, Cádiz, Cartagena, Valencia, Cádiz, Algeciras
QYT	PÉREZ Y CIA.	TTI ALGECIRAS	ZIM	Weekly	Valencia, Barcelona, Algeciras, Leixoes, Lisboa, Algeciras, Valencia
SAEC1	MARÍTIMA DÁVILA	APM TERMINALS	HAMBURG SÜD	Weekly	Algeciras, Buenos Aires, Montevideo, Itapoa, Santos, Algeciras, Rotterdam, London Gateway, Hamburg, Amberes, Le Havre, Algeciras
SAECS	MAERSK SPAIN S.L.U.	TTI ALGECIRAS	MAERSK LINE	Weekly	Rotterdam, London Gateway, Bremerhaven, Algeciras, Ciudad del Cabo, Port Elizabeth, Durban, Port Elizabeth, Ciudad del Cabo, Algeciras, Rotterdam
SAMBA	MILLER Y CIA S.A.	APM TERMINALS	MSC	Weekly	Algeciras, Santos, Paranagua, Buenos Aires, Montevideo, Rio Grande, Santos, Algeciras, Rotterdam, Tilbury, Bremerhaven, Amberes, Algeciras
SASM	MARÍTIMA DÁVILA	APM TERMINALS	HAMBURG SÜD	Weekly	Salerno, Alejandría, Port Saíd, Beirut, Latakia, Mersin, Algeciras, Santos, Paranagua, Motevideo, Río Grande, Itapoá, Itajaí, Santos, Sepetiva, Montevideo, Paranagua, Marsaxlokk, Salerno
SEM	ARKAS	APM TERMINALS	ARKAS	Weekly	Tanger Med, Algeciras, Valencia, Castellón, Barcelona, Alejandría
SILK	MILLER Y CIA S.A.	APM TERMINALS	MSC	Weekly	Tianjin Xingang, Qingdao Kwangyang, Ningbo, Shanghai, Yantian, Tanjung Pelepas, Algeciras, Bremerhaven, Gdansk, Bremerhaven, Rotterdam, Tanjung Pelepas, Shanghai, Tianjin Xingang
SIRIUS 1	CMA CGM IBERICA	TTI ALGECIRAS	CMA-CGM	Weekly	Algeciras, Tanger Med, Salvador de Bahía, Santos, Paranagua, Itapoa, Rio Grande, Itapoá, Itajaí, Santos, Itaguai, Tanger Med, Algeciras

(continued on next page)

7. REGULAR SHIPPING LINES

7. REGULAR SHIPPING LINES

SERVICE NAME	AGENT	TERMINAL	SHIPPING-LINE	FREQUENCY	PORTS OF CALL
SL3 BLACK SEA MOROCCO SERVICE	MAERSK SPAIN S.L.U.	TTI ALGECIRAS	SEALAND	Weekly	Odessa, Constanza, Ambarli, Izmir, Pireo, Marsaxlokk, Valencia, Algeciras, Casablanca
SLH	MAERSK SPAIN S.L.U.	TTI ALGECIRAS	MAERSK LINE	Weekly	Casablanca, Algeciras, Génova, Alejandría, Haifa
SLH MEDITERRANEAN SEA B	MAERSK SPAIN S.L.U.	TTI ALGECIRAS	SEALAND	Weekly	Algeciras, Alejandria, Mersin, Haifa, Fos Sur Mer, Barcelona, Valencia, Casablanca, Algeciras
SLS LIGURIAN SEA	MAERSK SPAIN S.L.U.	APM TERMINALS	MAERSK LINE	Weekly	Algeciras, Livorno, Valencia, Casablanca, Algeciras
SLT BALEARIC SERVICE	MAERSK SPAIN S.L.U.	APM TERMINALS	MAERSK LINE	Weekly	Algeciras, Valencia, Tunis Rades, Tanger Med, Tanger Ciudad, Algeciras
SLZ MEDITERRANEAN SEA A	MAERSK SPAIN S.L.U.	APM TERMINALS	SEALAND	Weekly	Algeciras, Valencia, Barcelona, Génova, Alejandria, Beirut, Latakia, Iskenderum, Mersin, Izmir, Tanger Med, Algeciras
SOUTH AMERICA FR. NORTH EUR. PLATE SLING	CMA CGM IBERICA	TTI ALGECIRAS	CMA-CGM	Weekly	Rotterdam, London Gateway, Hamburg, Amberes, Le Havre, Algeciras, Santos, Paranagua, Buenos Aires, Montevideo, Itapoa, Paranagua, Santos, Algeciras, Rotterdam
SOUTH AMERICA SERVICE	MARMEDSA	TTI ALGECIRAS	CMA-CGM	Weekly	Algeciras, Rotterdam, Tilbury, Rouen, Le Havre, Philipsburg, Port of Spain, Degrad des Cannes, Belem, Fortaleza, Natal, Algeciras
SPX	ARKAS	TTI ALGECIRAS	ARKAS	Weekly	Leixoes, Vigo, Lisboa, Casablanca, Algeciras, Valencia
SPX	PÉREZ Y CIA.	TTI ALGECIRAS	X-PRESS	Weekly	Algeciras, Almería, Valencia, Barcelona, Almería, Algeciras, Casablanca, Tanger Med, Vigo, Leixoes, Lisboa, Casablanca, Algeciras
SRX	TRANSCOMA SUR S.L.	TTI ALGECIRAS	ONE	Weekly	Algeciras, Ciudad del Cabo, Coega, Durban, Port Elizabeth, Ciudad del Cabo, Algeciras, Rotterdam, London Gateway, Bremerhaven, Rotterdam, Algeciras
SSL MED CROSS MED SERVICE	CMA CGM IBERICA	TTI ALGECIRAS	CMA-CGM	Weekly	Tanger Med, Algeciras, Valencia, Castellón, Barcelona, Génova, Alexandria, Beirut, Lattakia, Iskenderum, Mersin, Aliaga, Tanger Med
SSLEUR POME MACANDREWS SERVICE	CMA CGM IBERICA	TTI ALGECIRAS	CMA-CGM	Weekly	Tanger Med, Algeciras, Vigo, Leixoes, Tanger Med
SSLEUR PORTUGAL SPAIN EXPRESS	CMA CGM IBERICA	TTI ALGECIRAS	CMA-CGM	Weekly	Vigo, Leixoes, Lisboa, Tanger Med, Casablanca, Algeciras, Valencia, Barcelona, Algeciras, Tanger Med, Vigo
SSLM MOROCCO SHUTTLE	CMA CGM IBERICA	TTI ALGECIRAS	CMA-CGM	Weekly	Agadir, Algeciras, Tanger Med, Agadir
SSLMED MALTA TUNIS TANGER SERVICE	CMA CGM IBERICA	TTI ALGECIRAS	CMA-CGM	Weekly	Valencia, Tanger Med, Algeciras, Valencia, Tunis Rades, Valencia
SWAM	MILLER Y CIA S.A.	APM TERMINALS	MSC	Weekly	Tianjin Xingang, Qingdao, Busan, Shangai, Ningbo, Yantian, Tanjung Pelepas, Algeciras, Felixstowe, Amberes, Rotterdam, Algeciras, Singapur, Yantian, Hong Kong
TA5	MAERSK SPAIN S.L.U.	APM TERMINALS	MAERSK LINE	Weekly	Gioia Tauro, Nápoles, Livorno, La Spezia, Génova, Valencia, Algeciras, Sines, Newark, Boston, Baltimore, Norfolk, Savannah, Charleston, Algeciras, Valencia, Gioia Tauro
TA6	MAERSK SPAIN S.L.U.	APM TERMINALS	MAERSK LINE	Weekly	Gioia Tauro, Nápoles, La Spezia, Valencia, Algeciras, Sines, Freeport, Port Everglades, Veracruz, Altamira, Houston, New Orleans, Miami, Freeport, Sines, Algeciras, Barcelona, Gioia Tauro
TNE	HAPAG LLOYD	TTI ALGECIRAS	HAPAG-LLOYD	Weekly	Algeciras, Alejandría, Mersin, Izmit, Estambul, Gemlik, Aliaga, New York, Norfolk, Savannah, Algeciras

(continued on next page)

7. REGULAR SHIPPING LINES

SERVICE NAME	AGENT	TERMINAL	SHIPPING-LINE	FREQUENCY	PORTS OF CALL
TTX	PÉREZ Y CIA.	TTI ALGECIRAS	X-PRESS	Weekly	Algeciras, Valencia, Tanger Med, Barcelona, Melilla, Casablanca, Algeciras
TURKEY USA CONTAINER SERVICE	MARÍTIMA DÁVILA	TTI ALGECIRAS	TURKON LINE	Weekly	Alejandría, Mersin, Estambul-Kumport, Izmit, Gemlik, Izmir, Algeciras, New York, Norfolk, Savannah, Algeciras, Alejandría
TUVA	MARÍTIMA DÁVILA	APM TERMINALS	HAMBURG SÜD	Weekly	Tunis Rades, Tanger Med, Algeciras, Valencia, Tunis Rades
WAF1	MAERSK SPAIN S.L.U.	APM TERMINALS	MAERSK LINE	Weekly	Tanger Med, Algeciras, Pointe Noire, Livreville
WAF2	MAERSK SPAIN S.L.U.	APM TERMINALS	MAERSK LINE	Weekly	Tanger Med, Algeciras, Dakar, Lome, Tema, Takoradi
WAF3	MAERSK SPAIN S.L.U.	APM TERMINALS	MAERSK LINE	Weekly	Port Said, Algeciras, Dakar, Conakry, Tenerife, Tanger Med
WAF5	MAERSK SPAIN S.L.U.	APM TERMINALS	MAERSK LINE	Weekly	Algeciras, Leixoes, Lisboa, Algeciras, Málaga, Luanda, Onne, San Pedro
WAF6	MAERSK SPAIN S.L.U.	APM TERMINALS	MAERSK LINE	Weekly	Felixstowe, Bremerhaven, Rotterdam, Amberes, Casablanca, Tanger Med, Algeciras, Apapa, Tincan, Onne, San Pedro, Algeciras, Felixstowe
WAF7	MAERSK SPAIN S.L.U.	APM TERMINALS	MAERSK LINE	Weekly	Ambarli, Canakkale, Izmir, Port Said (East), Tanger Med, Algeciras, Conakry, Monrovia
WAF8	MAERSK SPAIN S.L.U.	APM TERMINALS	MAERSK LINE	Weekly	Tanger Med, Algeciras, Nouakchott, Banjul, Bissau, Tanger Med, Algeciras, Nouakchott, Banjul, Tanger Med
WAF9	MAERSK SPAIN S.L.U.	APM TERMINALS	MAERSK LINE	Weekly	Algeciras, Leixoes, Lisboa, Las Palmas, Praia, Mindelo, Bissau, Tenerife, Algeciras
WAF10	MAERSK SPAIN S.L.U.	APM TERMINALS	MAERSK LINE	Weekly	Algeciras, Nouadhibou, Algeciras
WAS	ARKAS	APMT Y TTI ALGECIRAS	ARKAS	Weekly	Algeciras, Tanger Med, Dakar, Lagos, Bata, Malabo, Tema, Abidjan, Valencia, Tarragona, Algeciras
WAX	PÉREZ Y CIA.	TTI ALGECIRAS	X-PRESS	Weekly	Algeciras, Oran, Argel, Algeciras
WAZZAN SERVICE	CMA CGM IBERICA	TTI ALGECIRAS	CMA-CGM	Weekly	Algeciras, Tánger Med, Nouakchott, Banjul, Nouadhibou, Las Palmas, Algeciras
WEST AFRICA RELAY SERVICE 13	MAERSK SPAIN S.L.U.	APM TERMINALS	MAERSK LINE	Weekly	Tanger Med, Algeciras, Dakar, Tema, Dakar
WEST MED MOROCCO SERVICE	CMA CGM IBERICA	TTI ALGECIRAS	CMA-CGM	Weekly	Casablanca, Algeciras, Ghazaouet, Marsella, Barcelona, Valencia, Casablanca
WEWA	MARMEDSA	TTI ALGECIRAS	NILEDUTCH	Weekly	Amberes, Le Havre, Lisboa, Algeciras, Tanger Med, Pointe Noire, Luanda, Lobito, Namibe, Douala, Tema, Abidjan, Algeciras, Amberes
WMCS	MARÍTIMA DÁVILA	APM TERMINALS	HAMBURG SÜD	Weekly	Vado Ligure, Livorno, Civitavecchia, Nápoles, Salerno, Algeciras, Cartagena (Col.), Moín-Limon, Manzanillo, Vado Ligure
WMRS	MARÍTIMA DÁVILA	APM TERMINALS	HAMBURG SÜD	Weekly	Algeciras, Málaga, Jeddah, Port Said, Algeciras
WMS	ROMEU Y CÍA	TTI ALGECIRAS	APL	Weekly	Malta Freeport, Salerno, Livorno, Génova, Fos Sur Mer, Barcelona, Valencia, New York, Norfolk, Savannah, Miami, Algeciras, Malta Freeport
XCL ATLANTIC SERVICE	MAERSK SPAIN S.L.U.	APM TERMINALS	MAERSK LINE	Every 4 days	Algeciras, Marín, Vigo, Algeciras

(continued on next page)

7. REGULAR SHIPPING LINES

7. REGULAR SHIPPING LINES

SERVICE NAME	AGENT	TERMINAL	SHIPPING-LINE	FREQUENCY	PORTS OF CALL
XYP	PÉREZ Y CIA.	TTI ALGECIRAS	ZIM	Weekly	Valencia, Barcelona, Almería, Algeciras, Leixoes, Lisboa, Algeciras, Valencia
Z02 XCL CARTAGENA SHUTTLE	MAERSK SPAIN S.L.U.	APM TERMINALS	MAERSK LINE	Every 2 days	Algeciras, Cartagena, Algeciras
Z03 XCL CANARY - AGADIR - MELILLA	MAERSK SPAIN S.L.U.	APM TERMINALS	MAERSK LINE	Weekly	Algeciras, Casablanca, Tenerife, Las Palmas, Agadir, Algeciras, Cartagena, Melilla, Algeciras
Z04 XCL ALR - BIO	MAERSK SPAIN S.L.U.	APM TERMINALS	MAERSK LINE	Every 6 days	Algeciras, Bilbao, Algeciras
Z12 XCL TUNIS-VALENCIA-MTYS	MAERSK SPAIN S.L.U.	APM TERMINALS	MAERSK LINE	Weekly	Tanger Med, Algeciras, Valencia, Tunis Rades
Z14 XCL CAS - LEX	MAERSK SPAIN S.L.U.	APM TERMINALS	MAERSK LINE	Weekly	Algeciras, Casablanca, Algeciras, Valencia, Algeciras, Tanger Ciudad, Casablanca, Leixoes, Lisboa
Z23 XCL CASABLANCA - LISBOA	MAERSK SPAIN S.L.U.	APM TERMINALS	MAERSK LINE	Every 2 days	Algeciras, Agadir, Algeciras

7. REGULAR SHIPPING LINES

ANNUAL REPORT

ALGECIRAS BAY PORT AUTHORITY 2021

GO TO 2021 MANAGEMENT REPORT

DESIGN & LAYOUT
Boceto Comunicación

PHOTOGRAPHY
APBA Files, Ricardo Díaz and
Boceto Comunicación

Legal Deposit / CA 281-2022

ALGECIRAS BAY PORT AUTHORITY

Avda. de la Hispanidad, 11207 Algeciras (Spain)
Tel.: (34) 956 58 54 31 / (34) 956 58 54 00
Fax: (34) 956 58 54 45 / (34) 956 58 54 43
comercial@apba.es

see more at www.apba.es